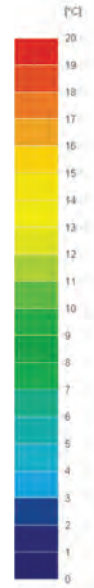
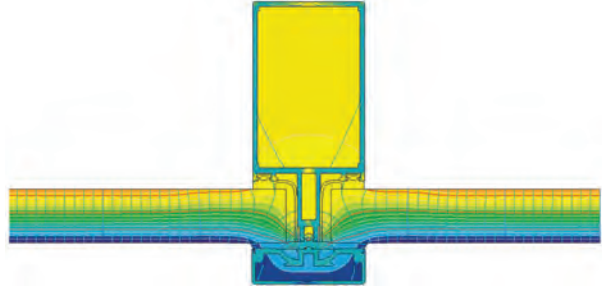


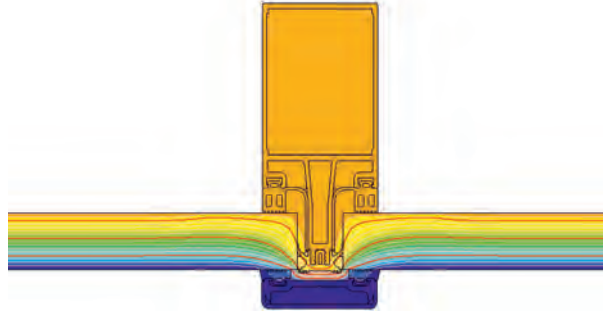
**SARAY**<sup>®</sup> | Alüminyum

*Mükemmel yapılar için...*

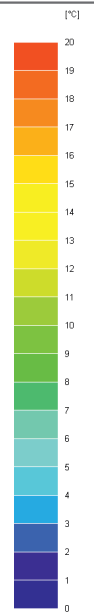
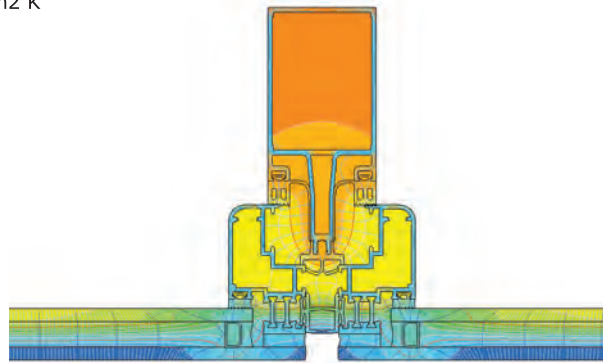
SARAY S-CLASS Ef50 SİSTEM  
KAPAKLI CEPHE  
Uf=6.77 W /m2 K



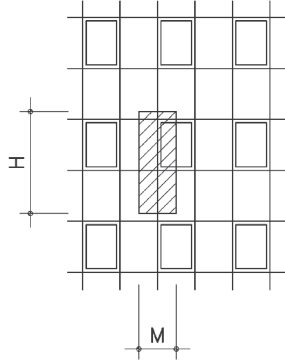
SARAY S-CLASS Ef50 SİSTEM  
KAPAKLI CEPHE  
Uf=3.85 W /m2 K



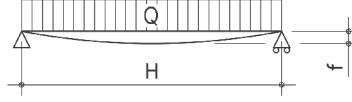
SARAY S-CLASS Ef50 SİSTEM  
SİLİKON CEPHE  
Uf=6.05 W /m2 K



SİSTEM



STATİK DİYAGRAM / 2 AÇIKLIK



$$f_{adm} = H/300$$

$$\frac{5}{8} * \frac{Q * H^3}{E * f}$$

Jx = ATALET MOMENTİ [cm<sup>4</sup>]

Q = YÜK [Kg]

q = RÜZGAR YÜKÜ [Kg/m<sup>2</sup>]

$$Q = q * M * H = [Kg]$$

E = ELASTİSİTE MODÜLÜ [Kg/cm<sup>2</sup>]

f = SEHİM [cm]

ÖRNEK CEPHE MODÜLÜ

M = 115 cm

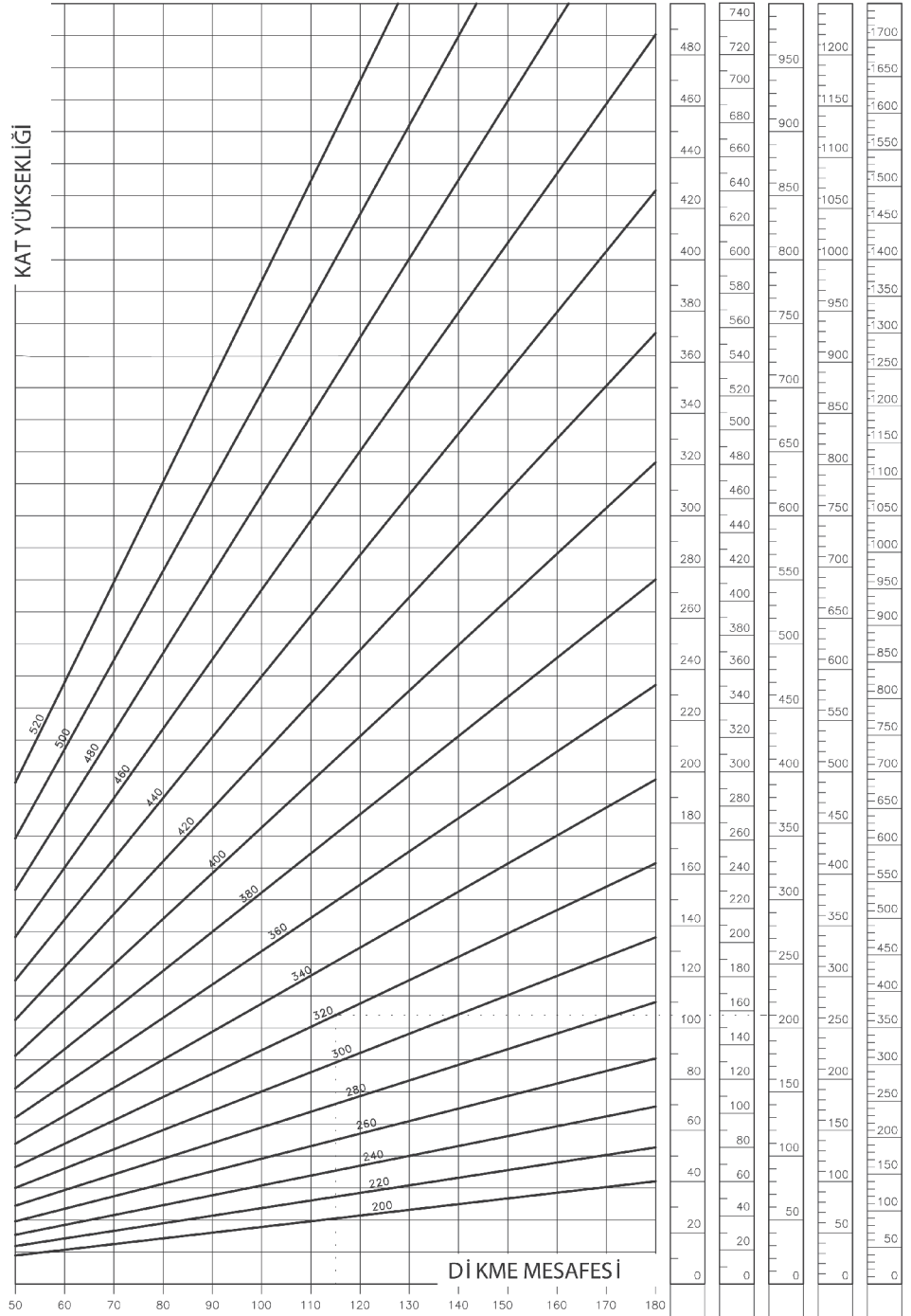
H = 320 cm

q = 100 Kg/m<sup>2</sup>

Jx = 210 cm<sup>4</sup>

ATALET MOMENT


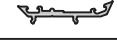


























Jx (cm<sup>4</sup>)

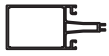
























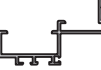






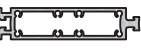




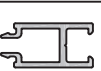

q=Kg/m<sup>2</sup>

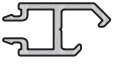
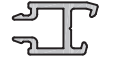

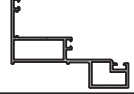










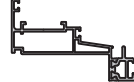
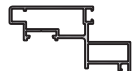
50 75 100 125 175

**EF-50**  
**PROFILLER**  
*PROFILES*

RESİM PICTURE	PROFİL NO PROFILE NO	PROFİLİN İSMİ PROFILE NAME	AĞIRLIK WEIGHT (kg/m)	Jxx (cm <sup>4</sup> )	Jyy (cm <sup>4</sup> )
	225	90° Tespit Profili Pressure Pr. for 90°	0,955	-----	-----
	226	Tespit Profili Pressure Profile	0,625	-----	-----
	227	Tespit Profili Pressure Profile	0,400	-----	-----
	228	Kapak Profili Cover Cap Profile	1,600	-----	-----
	229	Tespit Profili Pressure Profile	0,560	-----	-----
	230	Işıklık Kapak Profili Cover Cap Pr. for skylight	0,400	-----	-----
	231	90° Dış Kapak Profili Cover Cap Pr. for 90°	0,800	-----	-----
	232	Kapak Profili Cover Cap Profile	0,545	-----	-----
	264	Kapak Profili (20,2) Cover Cap Profile (20,2)	0,310	-----	-----
	265	Kapak Profili (30,7) Cover Cap Profile (30,7)	0,385	-----	-----
	283	Badem Kapak Profili Cover Cap Profile	1,045	-----	-----
	284	Cam Yapıştırma Pr. Glueing Profile For Glazing	0,210	-----	-----
	295	Cam Tutucu Glass Fiting	0,110	-----	-----
	858	Köşe Takoğu Corner Cleat	3,230	-----	-----
	877	Tij Profili Push Rod Profile	0,130	-----	-----
	4152	Tespit Profili Pressure Profile	0,440	-----	-----
	4153	Kapak Profili (15,7) Cover Cap Profile (15,7)	0,285	-----	-----
	4153-D	Kapak Profili (15,7) Cover Cap Profile (15,7)	0,310	-----	-----
	4156	90° Dönüş Profili 90° Corner Profile	0,985	-----	-----
	4200	Kapak Profili (20,7) Cover Cap Profile (20,7)	0,310	-----	-----
	4201	150° Dış Kapak Profili Cover Cap Profile for 150°	0,480	-----	-----
	4202	150° Dış Tespit Profili Pressure Profile for 150°	0,650	-----	-----
	4231	Gizli Kanat Karşılık Striker for Hidden Sash	1,250	-----	-----
	4292	Köşe Takoğu Corner Cleat	3,820	-----	-----
	6164	Güneş Kırıcı Profili Cover Cap Profile	2,620	-----	-----
	6209	Köşe Takoğu Corner Cleat	2,910	-----	-----
	6370	Badem Kapak Profili Cover Cap Profile	1,280	-----	-----
	7039/7040	Bitiş Profili Finish Profile	0,900	-----	-----







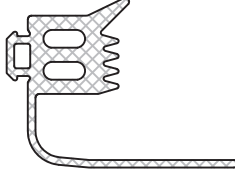

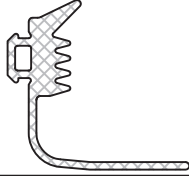



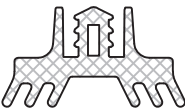
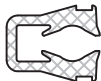
<ul style="list-style-type: none"> <li>• PROFİL</li> <li>• PROFILE</li> </ul>					
RESİM PICTURE	PROFİL NO PROFILE NO	PROFİLİN İSMİ PROFILE NAME	AĞIRLIK WEIGHT (kg/m)	Jxx (cm <sup>4</sup> )	Jyy (cm <sup>4</sup> )
	8001	80'lik Düşey Profil 80 mm Mullion Profile	1,830	77,02	21,53
	8002	100'lük Düşey Profil 100 mm Mullion Profile	2,010	123,13	25,50
	8003	120'lük Düşey Profil 120 mm Mullion Profile	2,195	183,71	29,47
	8004	150'lük Düşey Profil 150 mm Mullion Profile	2,470	304,87	35,42
	8005	130'lük Düşey Profil 130 mm Mullion Profile	2,285	220,00	31,45
	8010	50'lik Düşey ve Yatay Profil 50 mm Mullion and Transom Profile	1,335	27,29	14,15
	8011	80'lik Düşey ve Yatay Profil 80 mm Mullion and Transom Profile	1,610	63,39	20,10
	8012	100'lük Düşey ve Yatay Profil 100 mm Mullion and Transom Profile	1,795	111,80	24,07
	8013	120'lik Düşey ve Yatay Profil 120 mm Mullion and Transom Profile	1,980	167,32	28,03
	8014	150'lik Düşey ve Yatay Profil 150 mm Mullion and Transom Profile	2,255	278,19	33,99
	8015	106,5'lik Düşey ve Yatay Profil 106,5 mm Mullion and Transom Profile	1,850	128,34	24,35
	8016	136,5'lik Düşey ve Yatay Profil 136,5 mm Mullion and Transom Profile	2,125	224,00	31,30
	8017	86,5'lik Düşey ve Yatay Profil 86,5 mm Mullion and Transom Profile	1,665	81,82	21,38
	8018	140'lık Düşey ve Yatay Profil 140 mm Mullion and Transom Profile	2,825	336,22	39,98
	8021	100'lük Düşey Profil 100 mm Mullion Profile	2,700	178,83	13,05
	8022	120'lük Düşey Profil 120 mm Mullion Profile	2,925	266,00	13,39
	8023	150'lük Düşey Profil 150 mm Mullion Profile	3,250	437,52	13,90
	8024	106,5'lik Düşey ve Yatay Profil 106,5 mm Mullion and Transom Profile	1,940	112,39	5,05
	8025	126,5'lik Düşey ve Yatay Profil 126,5 mm Mullion and Transom Profile	2,140	163,80	5,36
	8026	156,5'lik Düşey ve Yatay Profil 156,5 mm Mullion and Transom Profile	2,430	270,57	5,84

<ul style="list-style-type: none"> <li>• PROFİL</li> <li>• PROFILE</li> </ul>					
RESİM PICTURE	PROFİL NO PROFILE NO	PROFİLİN İSMİ PROFILE NAME	AĞIRLIK WEIGHT (kg/m)	Jxx (cm <sup>4</sup> )	Jyy (cm <sup>4</sup> )
	8030	Dilatasyon Adaptör Profili Dilation Adapter Profile	0,810	-----	-----
	8031	Dilatasyon Profili Dilation Profile	1,170	-----	-----
	8042	Yalıtımsız Kaset Pr. Non Insulated sash Pr.	0,930	11,15	2,80
	8043	Kompozit Panel Kaset Pr. Sash Pr. for Composite	0,680	12,03	1,28
	8044	Panel Bağlantı Profili Connection Pr.	0,235	-----	-----
	8044-1	Panel Bağlantı Profili Connection Pr.	0,265	-----	-----
	8047	Gizli Kanat Kasa Profili Hidden Sash for Frame Pr.	0,765	14,50	1,91
	8048	Gizli Kanat Profili Hidden Sash Pr.	0,985	16,70	2,86
	8051	Yatay Bağlantı Profili T Connection Pr.	1,575	-----	-----
	8052	Kırılma Geçme Bağlantı T Connection Pr.	0,385	-----	-----
	8053	Dilatasyon Profili Dilation Profile	7,285	-----	-----
	8054	Tespit Profili Pressure Profile	0,400	-----	-----
	8055	Kapak Profili (12) Cover Cap Profile (12)	0,320	-----	-----
	8056	Kapak Profili (18) Cover Cap Profile (18)	0,360	-----	-----
	8057	Kapak Profili (25,5) Cover Cap Profile (25,5)	0,420	-----	-----
	8058	Tek Cam Adaptör Çıtası Single Glazing Adapter	0,190	-----	-----
	K 894	Cam Adaptör Çıtası Glazing Adapter	0,110	-----	-----

··· PROFİL ··· PROFILE					
RESİM PICTURE	PROFİL NO PROFILE NO	PROFİLİN İSMİ PROFILE NAME	AĞIRLIK WEIGHT (kg/m)	Jxx (cm4)	Jyy (cm4)
	8059	90° Cam Çıtası Glazing Adapter for 90°	0,170	-----	-----
	8060	150° Cam Çıtası Glazing Adapter for 150°	0,150	-----	-----
	8061	Güvenlik Çıtası Security bead	0,210	-----	-----
	8062	Dışa Açılır Kasa Profili Outside Opening Frame Pr.	0,950	24,22	2,17
	8063	Dışa Açılır Kanat Profili Outside Opening Sash Pr.	1,150	28,16	3,55
	8064	Cam Yapıştırma Profili Glueing Pr. for Glazing	0,110	-----	-----
	8067	Cam Altı Destek Pr. Glazing Support Pr.	0,250	-----	-----
	8068	Derzli Kapak Profili Cover Cap Profile	0,560	-----	-----
	8069	Güneş Kırıcı Kapak Profili Cover Cap Profile	2,080	-----	-----
	8070	Cam Tutucu Glass Clamp	0,240	-----	-----
	8045/8046-14,8	Yalıtımlı Kaset Profili (14,8 Isı Bariyeri) Insulated Sash Pr (14,8)	1,135	14,16	3,21
	8045/8046-18,6	Yalıtımlı Kaset Profili (18,6 Isı Bariyeri) Insulated Sash Pr (18,6)	1,155	15,70	3,24
	8082/8081	Cephe içi Doğrama Adaptör pr.	0,725	-----	-----
	8084	Cam Altı Destek Profili Glazing Support Profile	0,245	-----	-----
	10572	Dışa Açılır Kasa Profili Outside Opening Frame Pr.	1,171	20,38	4,66
	11084	Dışa Açılır Kanat Profili Outside Opening Sash Pr.	1,133	23,08	7,11

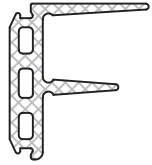

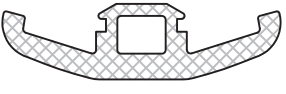











**EF-50**  
**AKSESUARLAR**  
*ACCESSORIES*



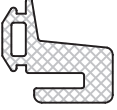
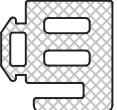


<ul style="list-style-type: none"> <li>• CONTALAR</li> <li>• GASKETS</li> </ul>				
RESİM PICTURE	PARÇA NO PIECE NO	MALZEME MATERIAL	AÇIKLAMA DESCRIPTION	PAKET PACKET
	Epil 27	EPDM	İç Bini Fitili	420 m/pk
	Epil 34	EPDM	Dış Cam Fitili "227 tespit profili ile kullanılır."	150 m/pk
	Epil 37	EPDM	Tespit Fitili "24 mm ısıcam ve 6 mm tekcam"	80 m/pk
	Epil 48	EPDM	Açılı Dış Cam Fitili "227 tespit profili ile kullanılır."	145 m/pk
	Epil 66	EPDM	Açılı Tespit Fitili "24 mm ısıcam ve 6 mm tekcam"	80 m/pk
	EPİL 84-1	EPDM	İç Cam Fitili (10 mm)	120 m/pk
	EPİL 84_1_k	EPDM	Kulaklı İç Cam Fitili (10 mm)	80 m/pk
	EPİL 85-1	EPDM	İç Cam Fitili (4 mm)	200 m/pk
	EPİL 85-1_k	EPDM	Kulaklı İç Cam Fitili (4 mm)	120 m/pk
	EPİL 85-3	EPDM	İç Cam Fitili (3 mm)	340 m/pk
	EPİL 85-5	EPDM	İç Cam Fitili (5 mm)	190 m/pk
	EPİL 86	EPDM	Silikon Cephe Fuga Fitili	290 m/pk
	Epil 89	EPDM	Silikon Cephe Taşıyıcı Fitil	90 m/pk
	Epil 190	EPDM	Dilatasyon Fitili	220 m/pk

<ul style="list-style-type: none"> <li>• CONTALAR</li> <li>• GASKETS</li> </ul>				
RESİM PICTURE	PARÇA NO PIECE NO	MALZEME MATERIAL	AÇIKLAMA DESCRIPTION	PAKET PACKET
	Epil 191	EPDM	Açılı Dönüş Cam Fiteli	140 m/pk
	Epil 192	EPDM	Açılı Dönüş Dış Cam Fiteli	230 m/pk
	Epil 193	EPDM	Yarı Silikon Cephe Fuga Fiteli	50 m/pk
	Epil 196	EPDM	Dış Cam Fiteli "8054 tespit profili ile kullanılır."	250 m/pk
	Epil 197	EPDM	Silikon Cephe Fuga Fiteli "8045/46 nolu profilde 14,8 mm ısı bariyeri ile kullanılır."	200 m/pk
	Epil 197-1	EPDM	Silikon Cephe Fuga Fiteli "8045/46 nolu profilde 18,6 mm ısı bariyeri ile kullanılır."	90 m/pk
	Epil 198	SİLİKON	Silikon Fitel	100 m/pk
	EPİL 199	EPDM	Yatay Kayıt Destek Fiteli	1000 adet/pk
	EPİL 201	EPDM	Isı Bariyeri Fiteli	110 m/pk
	EPİL 205	EPDM	Tespit Altı Fiteli	100 m/pk
	Epil 209	EPDM	Tespit Altı Fiteli	200 m/pk
	Epil 212	EPDM	Açılı Silikon Cephe Fuga Fiteli "8045/46 nolu profilde 14,8 mm ısı bariyeri ile kullanılır."	89 m/pk

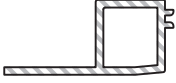



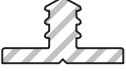





- CONTALAR
- GASKETS

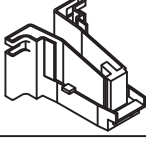
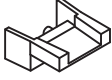


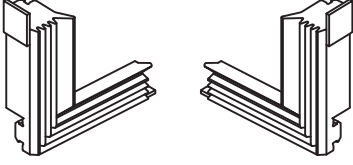
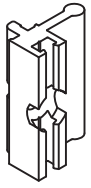
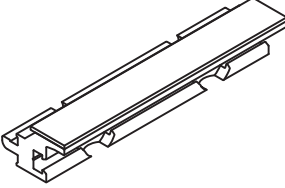
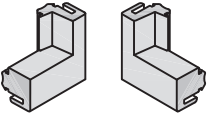
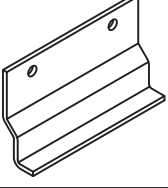
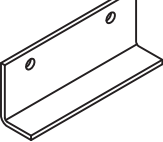
RESİM PICTURE	PARÇA NO PIECE NO	MALZEME MATERIAL	AÇIKLAMA DESCRIPTION	PAKET PACKET
	Epil 213	EPDM	Açılı Silikon Cephe Fuga Fitili "8045/46 nolu profilde 18,6 mm ısı bariyeri ile kullanılır."	89 m/pk
	Epil 214	EPDM	Tespit Altı Fitili	175 m/pk
	Epil 216	EPDM	Yarı Kapaklı Fuga Fitili	70 m/pk
	Epil 221	EPDM	Silikon Cephe Taşıyıcı Fitil	175 m/pk
	Epil 222	EPDM	Silikon Cephe Kaset Fitili	500 m/pk
	Epil 229	EPDM	İç Cam Fitili 3 mm	200 m/pk
	Epil 230	EPDM	İç Cam Fitili 5 mm	100 m/pk
	Epil 231	EPDM	İç Cam Fitili 7 mm	120 m/pk
	Epil 232	EPDM	İç Cam Fitili 9 mm	100 m/pk
	Epil 233	EPDM	Kanat iç bini fitili	415 m/pk
	Epil 234	EPDM	İç Cam Fitili 11 mm	93 m/pk
	Epil 235	EPDM	İç Cam Fitili 13 mm	77 m/pk

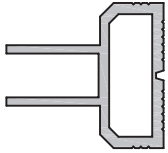


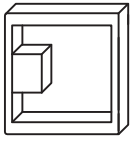
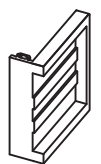

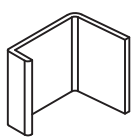

- CONTALAR
- GASKETS

RESİM PICTURE	PARÇA NO PIECE NO	MALZEME MATERIAL	AÇIKLAMA DESCRIPTION	PAKET PACKET
	Epil 236	EPDM	Kanat dış bini fitili	260 m/pk
	Epil 237	EPDM	Yatay Kayıt Destek Fitili	375 m/pk
	Epil 238	EPDM	Yatay Kayıt Destek Fitili	125 m/pk
	Epil 239	EPDM	Yatay Kayıt Destek Fitili	100m/pk
	Epil 240	EPDM	Cam arası fitili	150 m/pk
	Epil 5-3	EPDM	ic cam fitili 3 mm	370 m/pk

- PVC PROFİLLER
- PVC PROFILES

RESİM PICTURE	PARÇA NO PIECE NO	MALZEME MATERIAL	AÇIKLAMA DESCRIPTION	PAKET PACKET
	PV13	PVC	GİZLİ KANAT DÜŞEY DESTEK PVC (3m/adet)	50 ad/pk
	PV14	PVC	GİZLİ KANAT YATAY DESTEK PVC (3m/adet)	50 ad/pk
	PV15	PVC	GİZLİ KANAT YATAY DESTEK PVC (3m/adet)	50 ad/pk
	PV20	PVC	Kanat adaptörü (3m/adet)	150 m/pk
	PV21	PVC	Kanat adaptörü (3m/adet)	150 m/pk
	SC-505	PVC	Kanat adaptörü (3m/adet)	150 m/pk
	PV11	PVC	Gizli Kanat Takozu "3m/ad"	150 m/pk
	PV12	PVC	KÜÇÜK EK KULAK	50 ad/pk
	PV 16	PVC	DİLATASYON KAPAĞI	50 ad/pk
	PV17	PVC	DİLATASYON KAPAĞI ÇELİK GÖRÜNÜMLÜ CEPHE İÇİN	50 ad/pk

<ul style="list-style-type: none"> <li>• AKSESUARLAR</li> <li>• ACCESSORIES</li> </ul>				
RESİM PICTURE	PARÇA NO PIECE NO	MALZEME MATERIAL	AÇIKLAMA DESCRIPTION	PAKET PACKET
	PV18	PVC	DÜŞEY TAHLİYE PARÇASI	50 ad/pk
	PV19	PVC	DÜŞEY TAHLİYE EK PARÇASI	50 ad/pk
	PV9	PVC	Ek Kulak	50 ad/pk
	PV10-1	PVC	Silikon Cephe Panel Alt Takoz	50 ad/pk
	SC-401	EPDM	Epil 84-1 ve epil85-1-1 için Volkanize Köşe Conta	100 ad/pk (50 ad sağ 50 ad sol)
	SC-431 (11122)	ALÜMİNYUM	Cam Montaj Parçası "Profil no:11 122" (40 mm/ad) Siyah Eloksalli	100 ad/pk
	SC-432 (11128)	ALÜMİNYUM	Dış Cam Altı Destek Profili "Profil no: 11 128 " (100 mm/ad) Siyah Eloksalli	50 ad/pk
	SC 433	EPDM	Epil 238 ve Epil 239 için Volkanize Köşe Conta	50 ad/pk (25 ad sağ 25 ad sol)
	SC-434	İNOX	CAM TAKOZU (L:100mm)	20 ad/pk
	SC 435	İNOX	CAM TAKOZU (L:100mm)	20 ad/pk

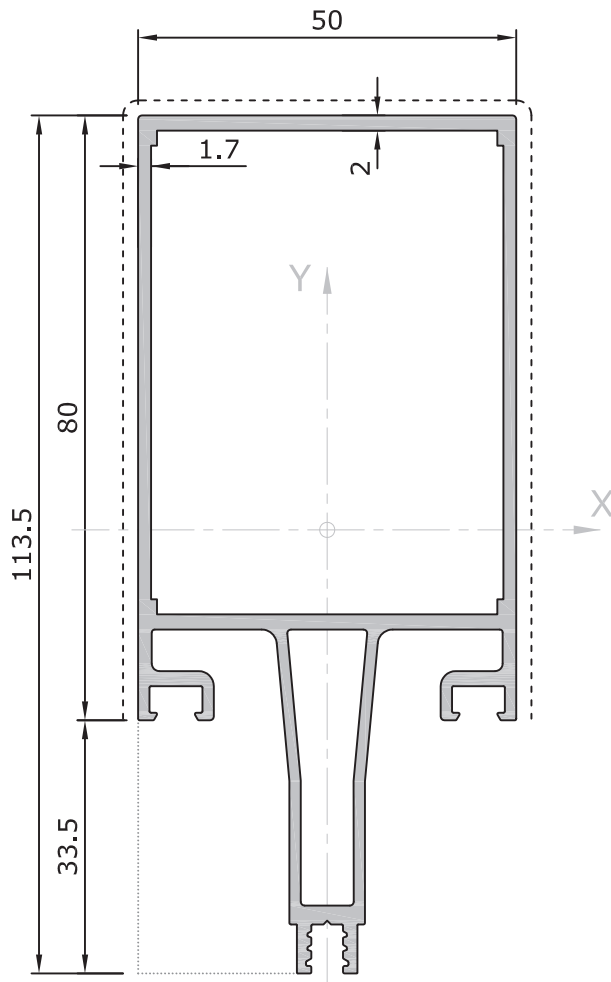
<ul style="list-style-type: none"> <li>• AKSESUARLAR</li> <li>• ACCESSORIES</li> </ul>				
RESİM PICTURE	PARÇA NO PIECE NO	MALZEME MATERIAL	AÇIKLAMA DESCRIPTION	PAKET PACKET
	SC-502 (8066)	ALÜMİNYUM	Özel Isıcam Profili "Profil no:8066" (6 mt/ad) 20 mikron siyah eloksalli	600 m/pk
	SC-503 (8067)	ALÜMİNYUM	Cam Altı Takozu "Profil no:8067" (50 mm/ad)	50 ad/pk
	SC-504	Paslamaz	Isıcam profili Köşe Parçası	50 ad/pk
	SC-507_50	PVC	EF50 Yaka 50'lik (Kertmeli sistem , Kondens kanallı 8051 bađl. için)	50 ad/pk
	SC-507_80		EF50 Yaka 80'lik (Kertmeli sistem , Kondens kanallı 8051 bađl. için)	
	SC-507_86		EF50 Yaka 86'lik (Kertmeli sistem , Kondens kanallı 8051 bađl. için)	
	SC-507_100		EF50 Yaka 100'lük (Kertmeli sistem , Kondens kanallı 8051 bađl. için)	
	SC-507_106		EF50 Yaka 106'lik (Kertmeli sistem , Kondens kanallı 8051 bađl. için)	
	SC-507_120		EF50 Yaka 120'lik (Kertmeli sistem , Kondens kanallı 8051 bađl. için)	
	SC-507_136		EF50 Yaka 136'lik (Kertmeli sistem , Kondens kanallı 8051 bađl. için)	
	SC-508_50	PVC	EF50 Kırlangıç Yaka 50'lik (Kertmeli kondens kanallı sistem , 8051-8052 bađl. için)	50 ad/pk
	SC-508_80		EF50 Kırlangıç Yaka 80'lik (Kertmeli kondens kanallı sistem , 8051-8052 bađl. için)	
	SC-508_100		EF50 Kırlangıç Yaka 100'lük (Kertmeli kondens kanallı sistem , 8051-8052 bađl. için)	
	SC-508_120		EF50 Kırlangıç Yaka 120'lik (Kertmeli kondens kanallı sistem , 8051-8052 bađl. için)	
	SC-509_50	PVC	EF50 Yaka 50'lik (Klasik sistem , 8051-8052 bađl. için)	50 ad/pk
	SC-509_80		EF50 Yaka 80'lik (Klasik sistem , 8051-8052 bađl. için)	
	SC-509_100		EF50 Yaka 100'lük (Klasik sistem , 8051-8052 bađl. için)	
	SC-509_120		EF50 Yaka 120'lik (Klasik sistem , 8051-8052 bađl. için)	
	SC-509_150		EF50 Yaka 150'lik (Klasik sistem , 8051-8052 bađl. için)	
	SC-512	ALÜMİNYUM	DİLATASYON KAPAĐI PV-16 , PV-17 için Alternatif	50 ad/pk
	SC-268	Paslamaz	12*12 İiçten Yivli Pim (Giydirme cephe dıřa açılır)	100 ad/pk



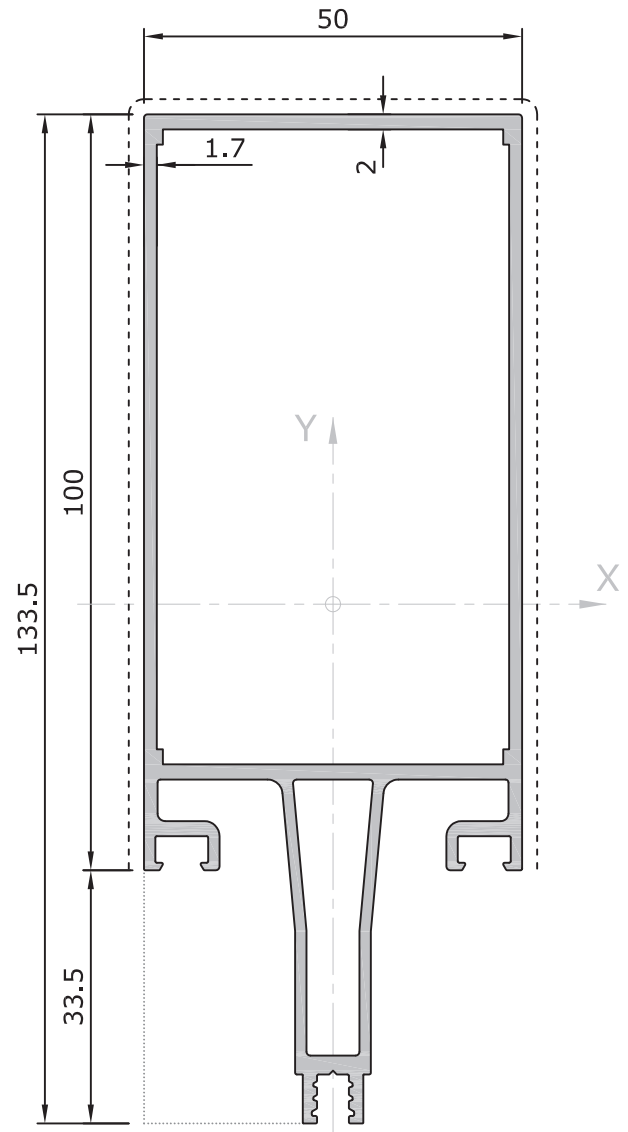
<ul style="list-style-type: none"> <li>• AKSESUARLAR</li> <li>• ACCESSORIES</li> </ul>				
RESİM PICTURE	PARÇA NO PIECE NO	MALZEME MATERIAL	AÇIKLAMA DESCRIPTION	PAKET PACKET
	SC-269	PVC	PVC Alt-Üst Kapak (228 nolu profil için)	50 ad/pk
	SC-522_80	Galvaniz	80' lik L Ankrāj	İstenilen Miktarda
	SC-522_100		100' lük L Ankrāj	
	SC-522_120		120' lik L Ankrāj	
	SC-522_150		150' lik L Ankrāj	
	SC-523_80	Galvaniz	80' lik U Ankrāj	İstenilen Miktarda
	SC-523_100		100' lük U Ankrāj	
	SC-523_120		120' lik U Ankrāj	
	SC-523_150		150' lik U Ankrāj	
	SC-524_80	Galvaniz	80' lik F Ankrāj	İstenilen Miktarda
	SC-524_100		100' lük F Ankrāj	
	SC-524_120		120' lik F Ankrāj	
	SC-524_150		150' lik F Ankrāj	
	SC-525	PVC	Plastik Ara Takoz	50 Ad/pk

**EF-50**  
**PROFILLER**  
*PROFILES*

- PROFİL
- PROFILE



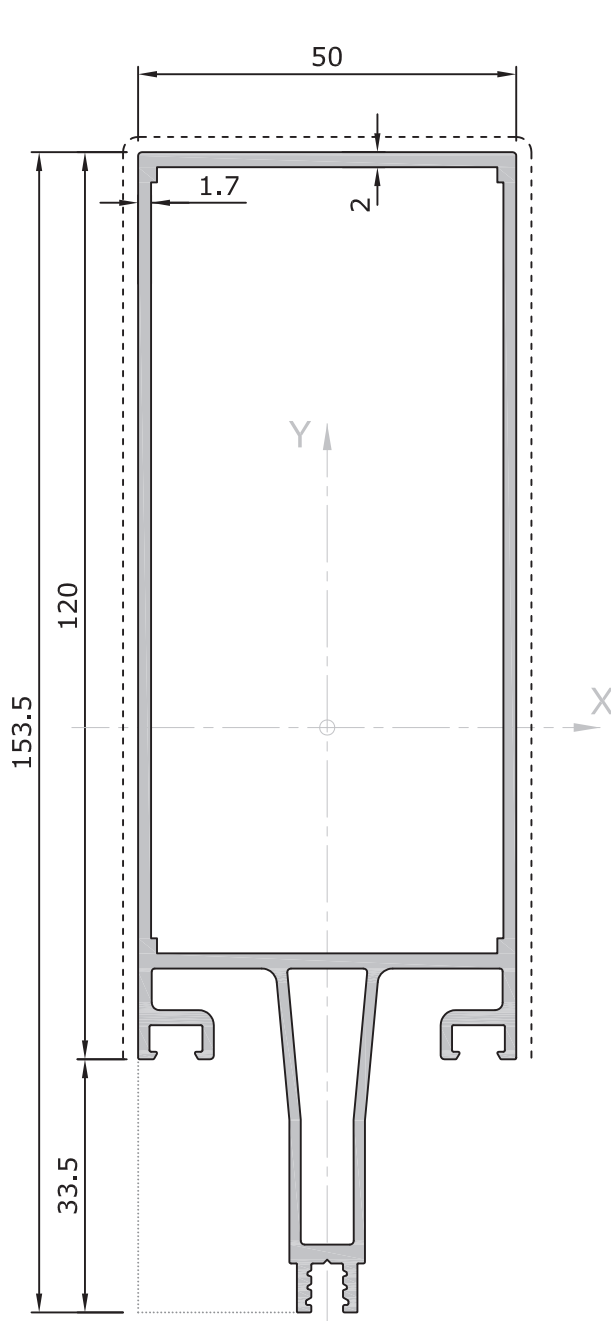
<b>8001</b>	80 'lük Düşey
1,830 kg/m	Mullion Profile
$J_x=77,02 \text{ cm}^4$	$J_y=21,53 \text{ cm}^4$



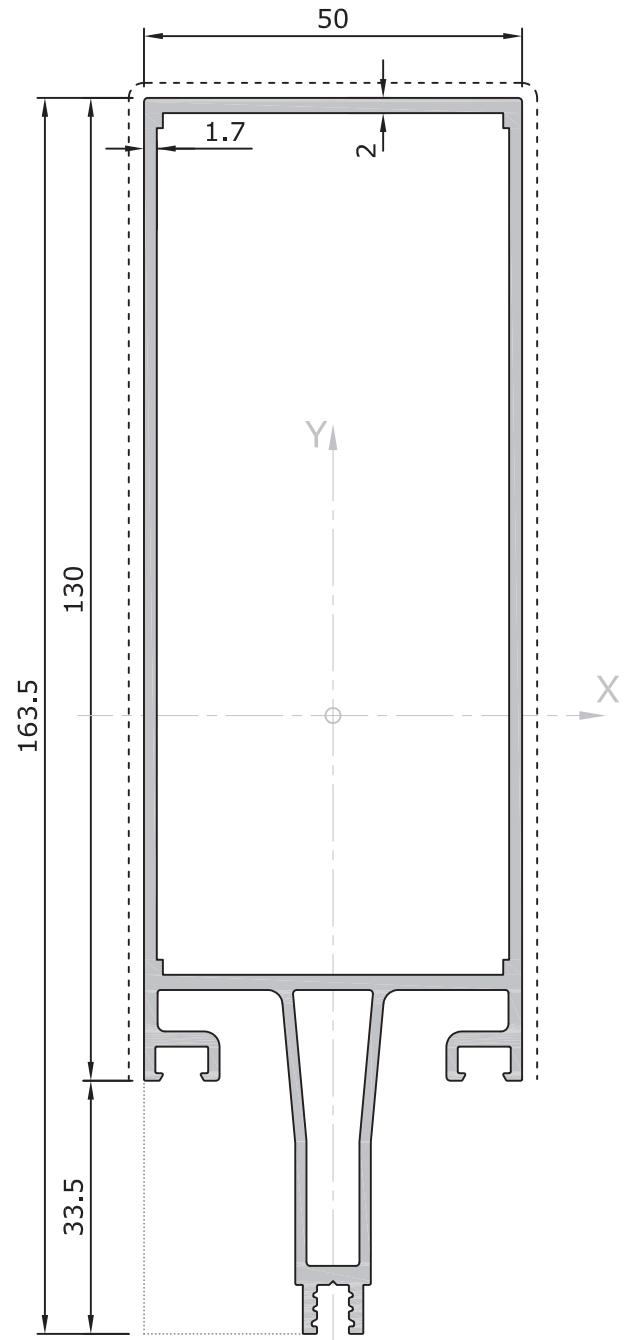
<b>8002</b>	100 'lük Düşey
2,010 kg/m	Mullion Profile
$J_x=123,13 \text{ cm}^4$	$J_y=25,50 \text{ cm}^4$

Uyarı: Profil ağırlıklarımız teorik olup; teslim anındaki tartımız geçerlidir.  
Warning: the weights of profile is theoretical, weighting at the time of delivery are valid.

- PROFİL
- PROFILE



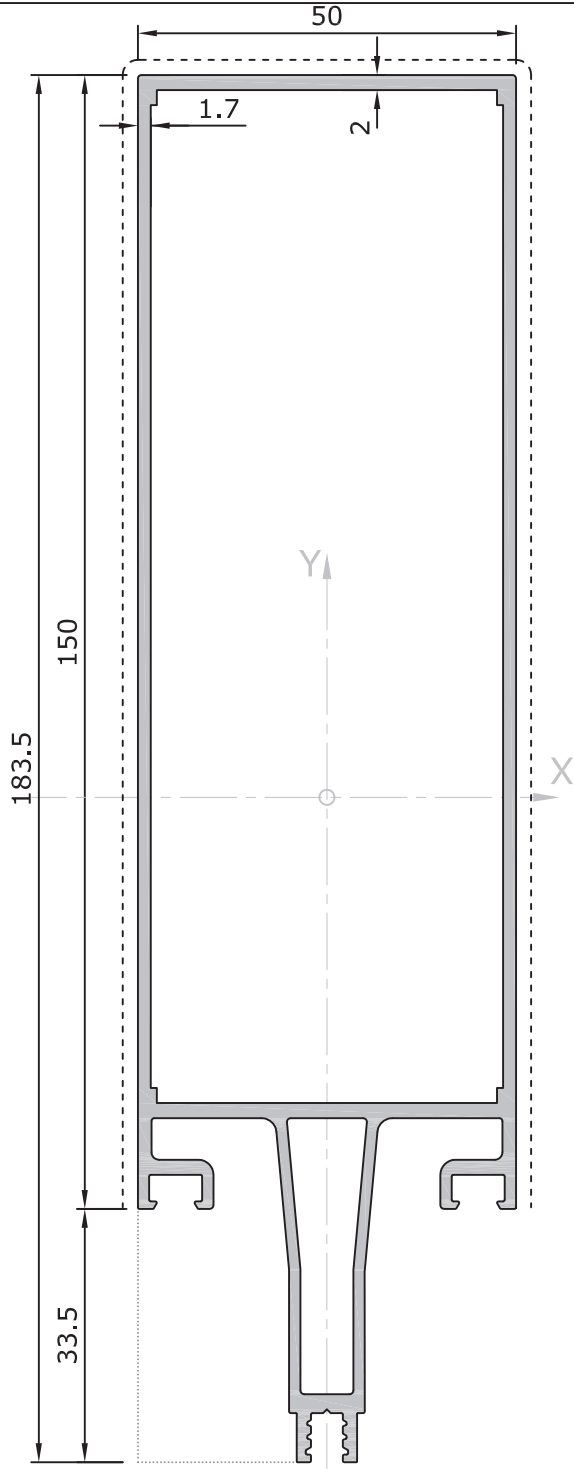
8003	120 'lik Düşey
2,195 kg/m	Mullion Profile
$J_x=183,71 \text{ cm}^4$	$J_y=29,47 \text{ cm}^4$



8005	130 'lik Düşey
2,285 kg/m	Mullion Profile
$J_x=220,00 \text{ cm}^4$	$J_y=31,45 \text{ cm}^4$

Uyarı: Profil ağırlıklarımız teorik olup; teslim anındaki tartımız geçerlidir.  
Warning: the weights of profile is theoretical, weighting at the time of delivery are valid.

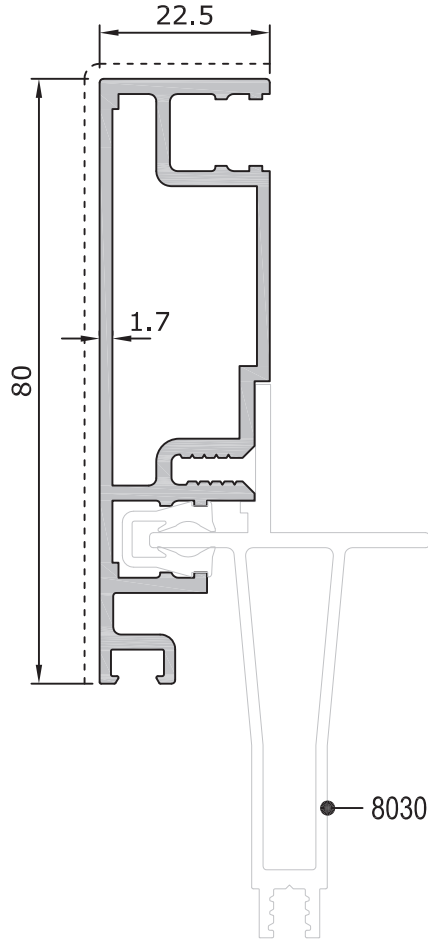
- PROFİL
- PROFILE



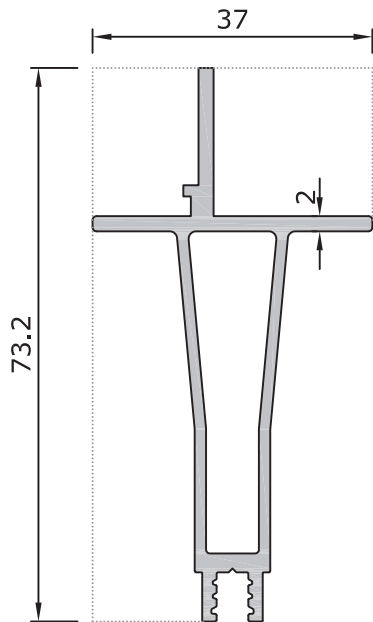
8004	150'lik Düşey
2,470 kg/m	Mullion Profile
$J_x=304,87 \text{ cm}^4$	$J_y=35,42 \text{ cm}^4$

Uyarı: Profil ağırlıklarımız teorik olup; teslim anındaki tartımız geçerlidir.  
Warning: the weights of profile is theoretical, weighting at the time of delivery are valid.

- PROFİL
- PROFILE



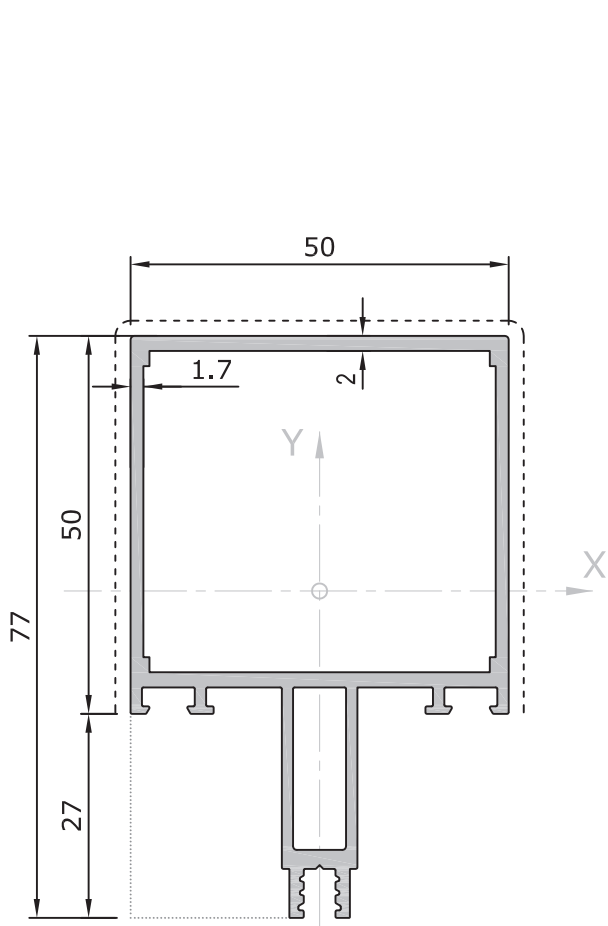
<b>8031</b>	Dilatasyon Pr.
1,170 kg/m	Dilatation Profile
$J_x=66,05 \text{ cm}^4$	$J_y=64,23 \text{ cm}^4$



<b>8030</b>	Dilatasyon Adaptör Pr.
0,810 kg/m	Dilatation Adapter Profile

Uyarı: Profil ağırlıklarımız teorik olup; teslim anındaki tartımız geçerlidir.  
Warning: the weights of profile is theoretical, weighting at the time of delivery are valid.

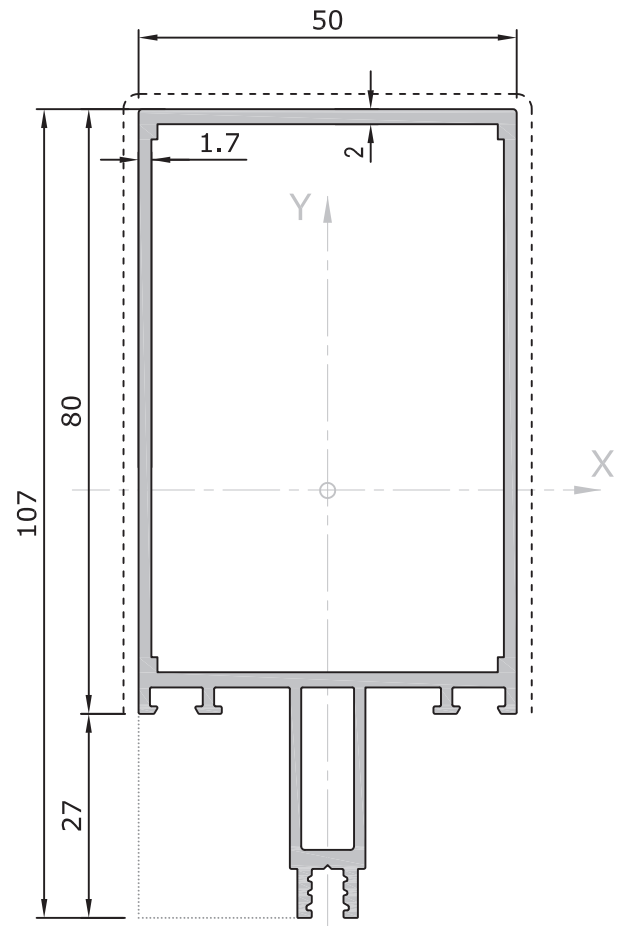
- PROFİL
- PROFILE



**8010** | 50 'lik Düşey ve Yatay

1,335 kg/m Mullion and Transom Profile

$J_x=27,29 \text{ cm}^4$  |  $J_y=14,15 \text{ cm}^4$



**8011** | 80 'lik Düşey ve Yatay

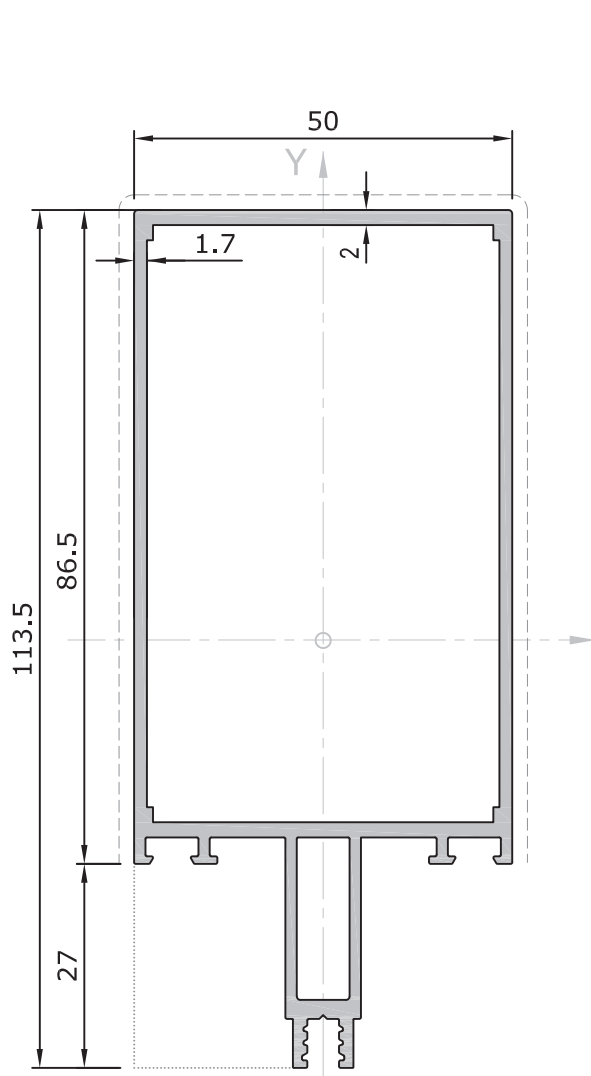
1,610 kg/m Mullion and Transom Profile

$J_x=69,39 \text{ cm}^4$  |  $J_y=20,10 \text{ cm}^4$

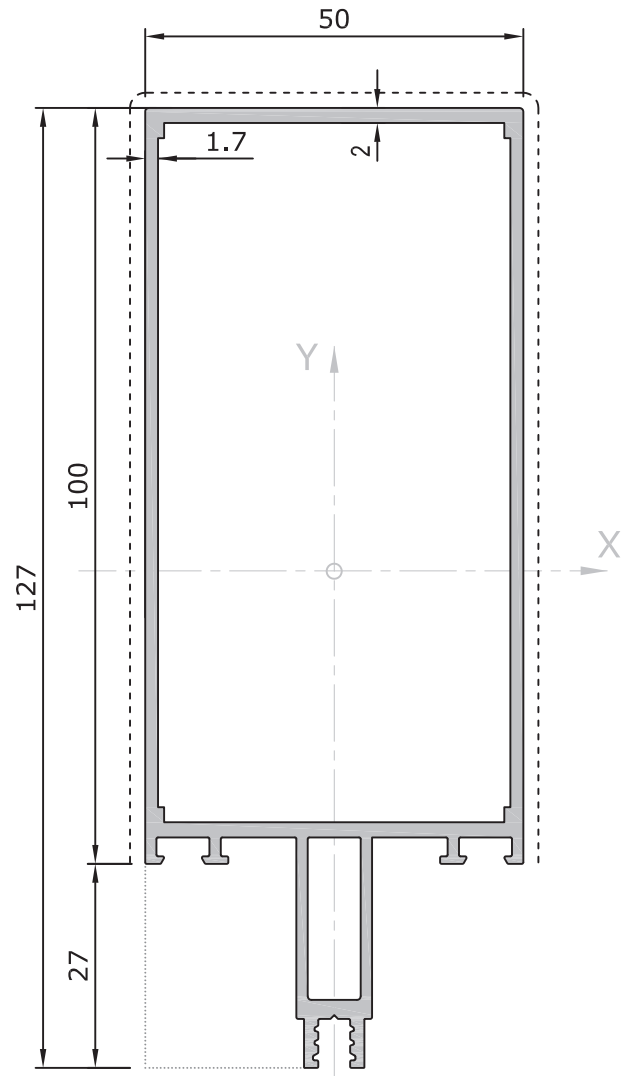
Uyarı: Profil ağırlıklarımız teorik olup; teslim anındaki tartımız geçerlidir.

Warning: the weights of profile is theoretical, weighting at the time of delivery are valid.

- PROFİL
- PROFILE



**8017** | 86,5 'luk Düşey ve Yatay  
1,665 kg/m Mullion and Transom Profile  
 $J_x=81,82 \text{ cm}^4$  |  $J_y=21,38 \text{ cm}^4$

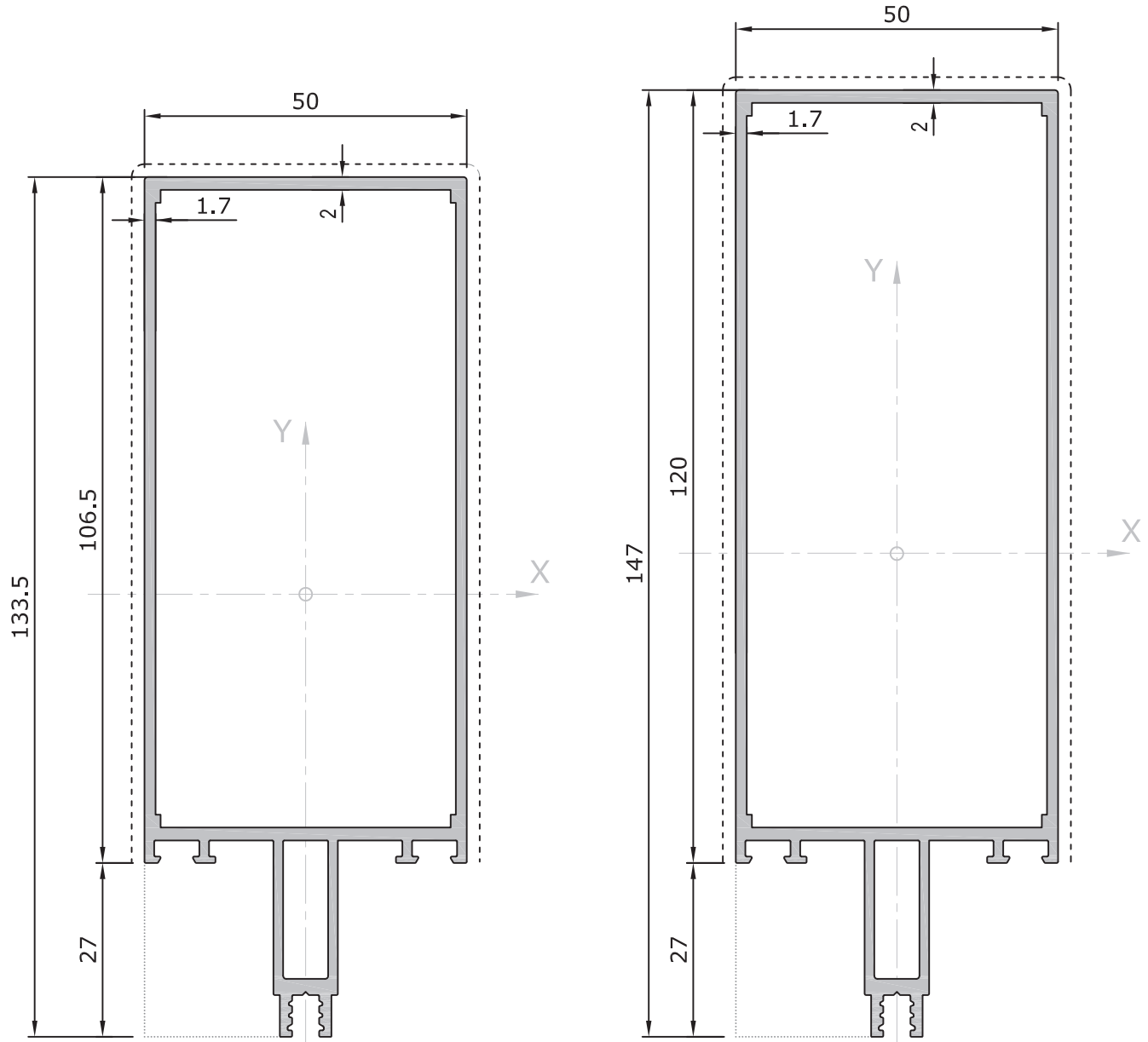


**8012** | 100 'lük Düşey ve Yatay  
1,795 kg/m Mullion and Transom Profile  
 $J_x=111,80 \text{ cm}^4$  |  $J_y=24,07 \text{ cm}^4$

Uyarı: Profil ağırlıklarımız teorik olup; teslim anındaki tartımız geçerlidir.  
Warning: the weights of profile is theoretical, weighting at the time of delivery are valid.



- PROFİL
- PROFILE

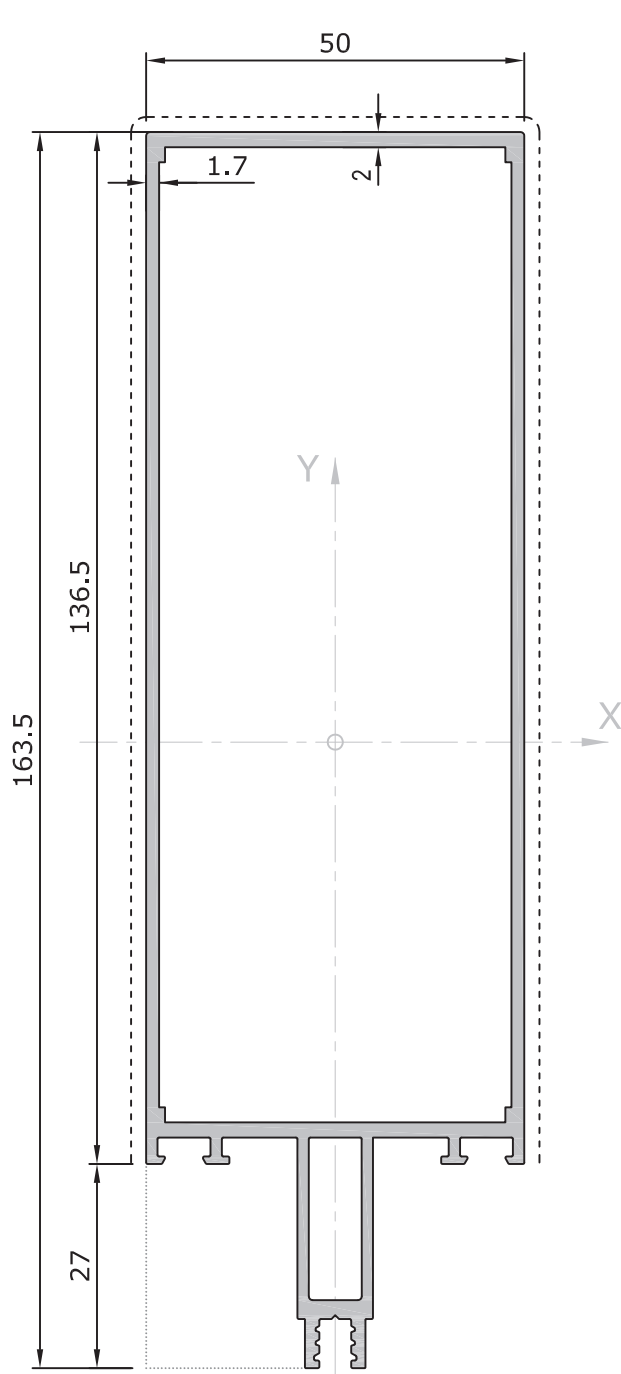


**8015** | 106,5 'luk Düşey ve Yatay  
1,850 kg/m Mullion and Transom Profile  
Jx=128,34 cm<sup>4</sup> | Jy=24,35 cm<sup>4</sup>

**8013** | 120 'lik Düşey ve Yatay  
1,980 kg/m Mullion and Transom Profile  
Jx=167,32 cm<sup>4</sup> | Jy=28,03 cm<sup>4</sup>

Uyarı: Profil ağırlıklarımız teorik olup; teslim anındaki tartımız geçerlidir.  
Warning: the weights of profile is theoretical, weighting at the time of delivery are valid.

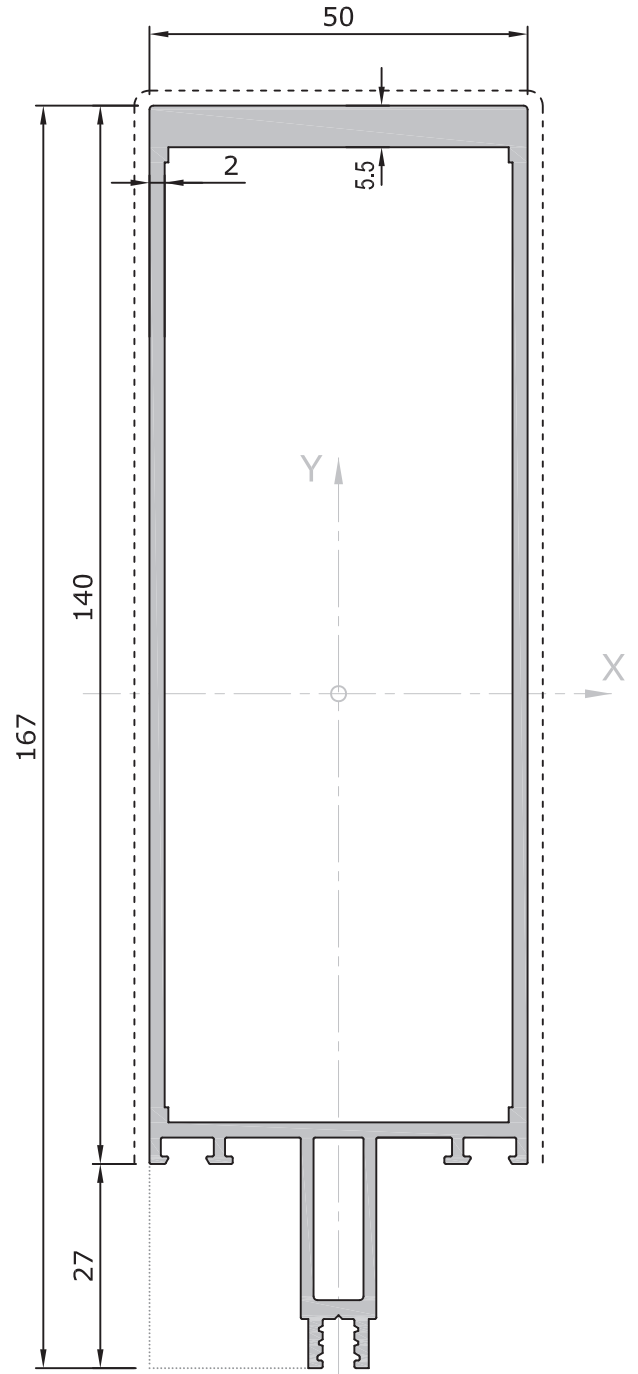
- PROFİL
- PROFILE



**8016** | 136,5 'luk Düşey ve Yatay

2,125 kg/m Mullion and Transom Profile

$J_x=224,00 \text{ cm}^4$  |  $J_y=31,30 \text{ cm}^4$



**8018** | 140 'lik Düşey ve Yatay

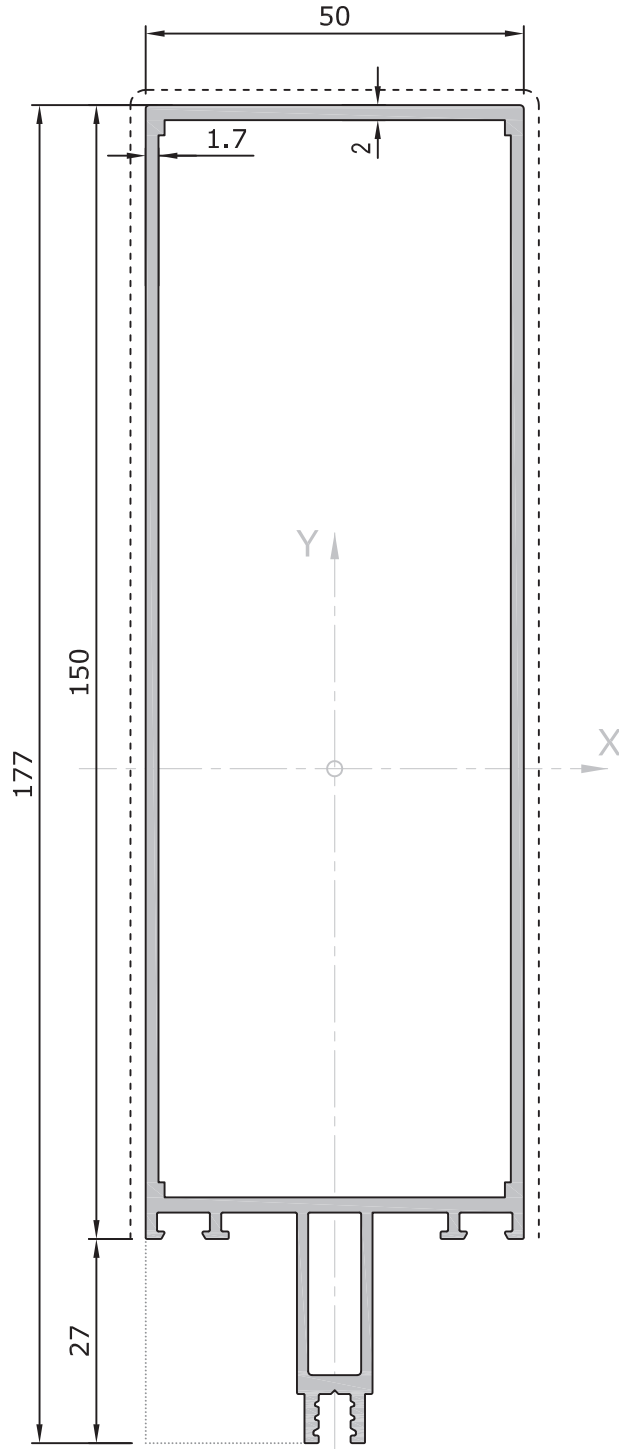
2,825 kg/m Mullion and Transom Profile

$J_x=336,22 \text{ cm}^4$  |  $J_y=39,98 \text{ cm}^4$

Uyarı: Profil ağırlıklarımız teorik olup; teslim anındaki tartımız geçerlidir.

Warning: the weights of profile is theoretical, weighting at the time of delivery are valid.

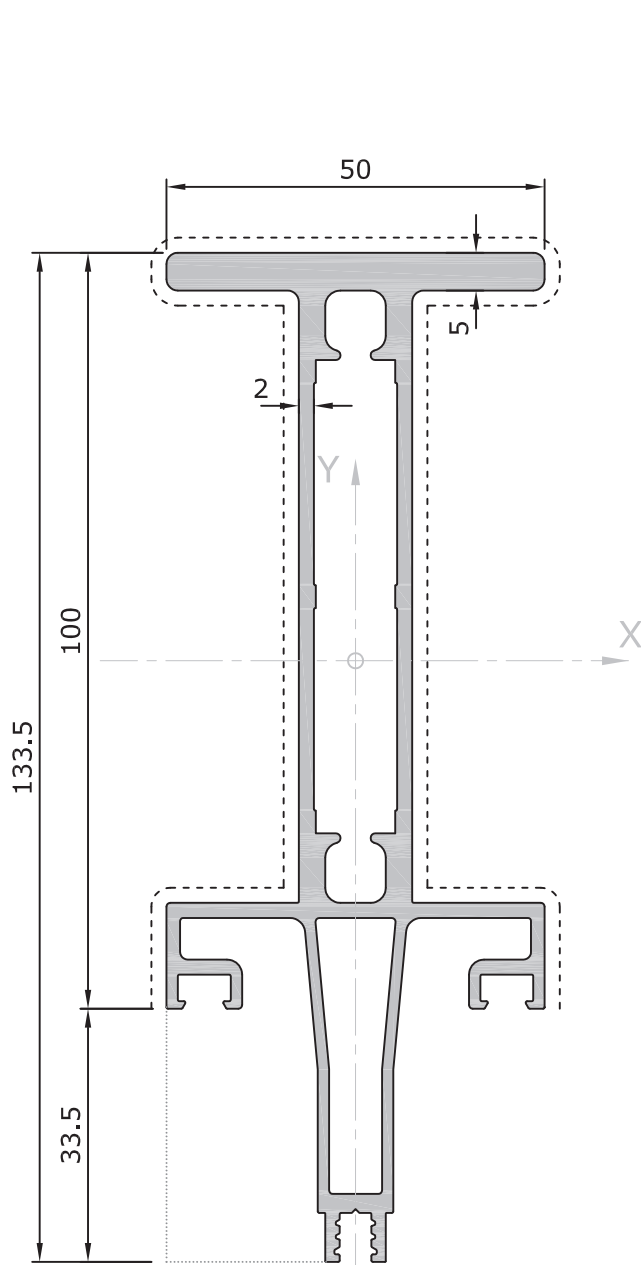
- PROFİL
- PROFILE



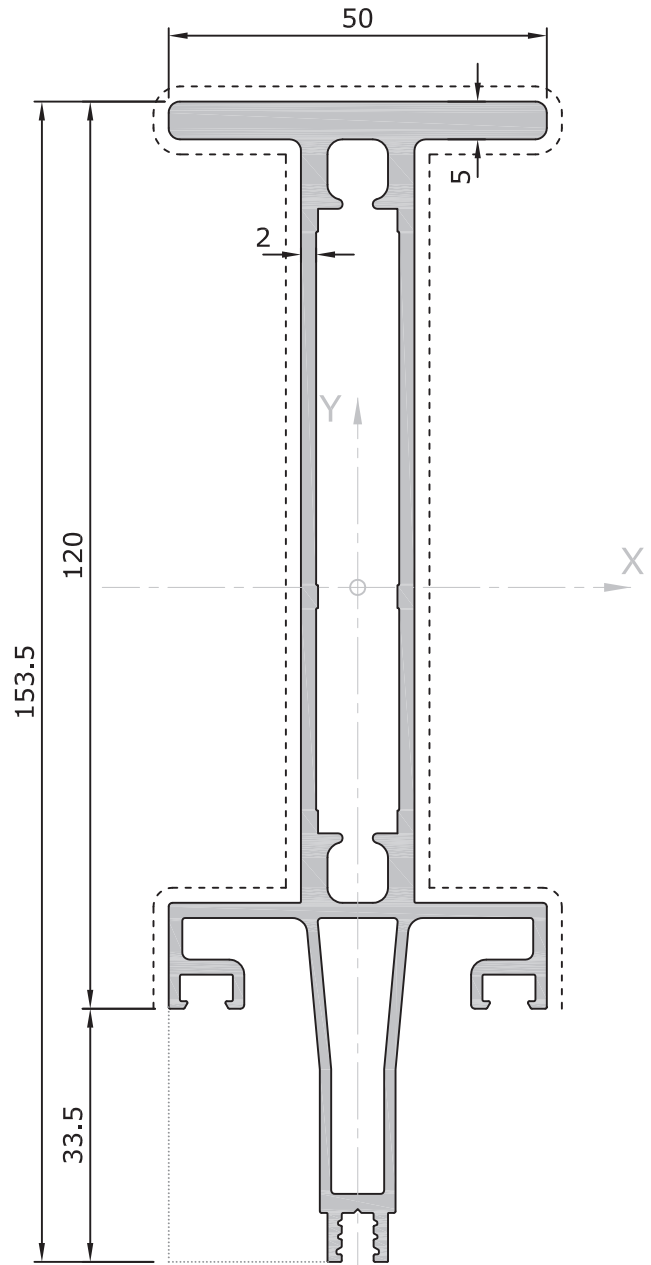
**8014** | 150 'lik Düşey ve Yatay  
2,255 kg/m | Mullion and Transom Profile  
Jx=278,19 cm<sup>4</sup> | Jy=33,99 cm<sup>4</sup>

Uyarı: Profil ağırlıklarımız teorik olup; teslim anındaki tartımız geçerlidir.  
Warning: the weights of profile is theoretical, weighting at the time of delivery are valid.

- PROFİL
- PROFILE



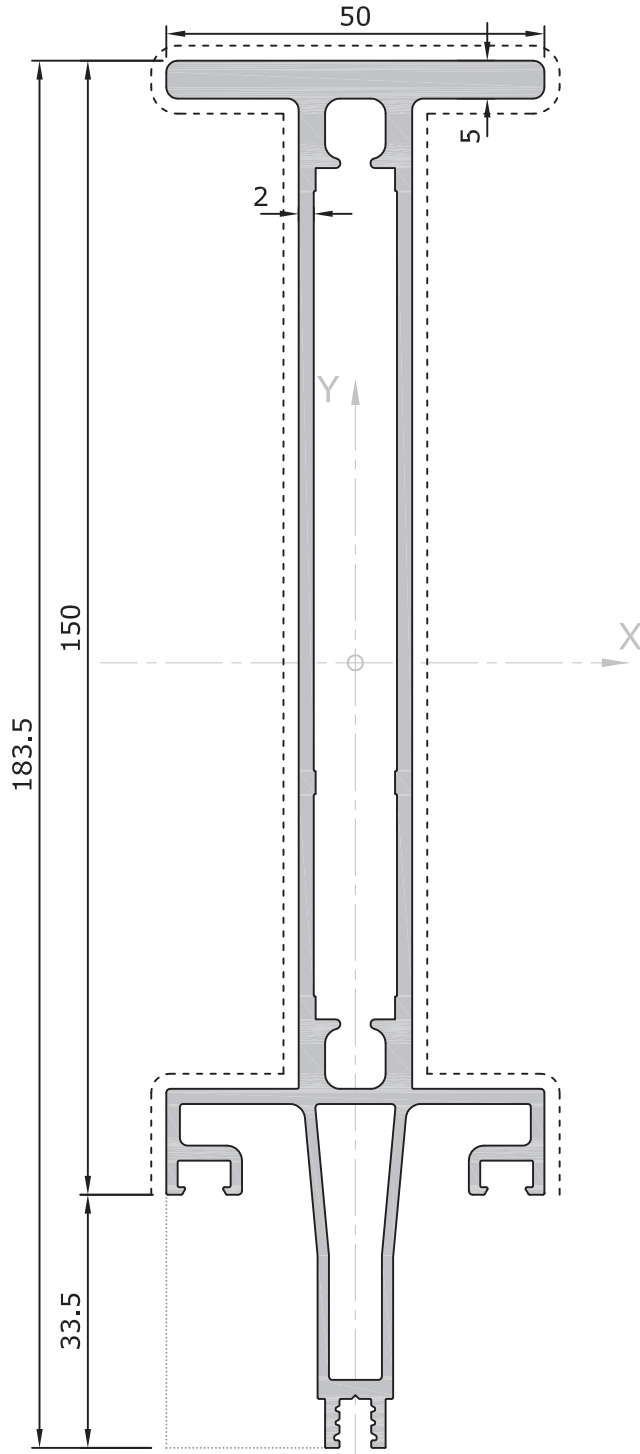
**8021** | 100 'lük Düşey Profil  
2,700 kg/m Mullion Profile  
J<sub>x</sub>=178,83 cm<sup>4</sup> | J<sub>y</sub>=13,05 cm<sup>4</sup>



**8022** | 120 'lük Düşey Profil  
2,925 kg/m Mullion Profile  
J<sub>x</sub>=266,00 cm<sup>4</sup> | J<sub>y</sub>=13,39 cm<sup>4</sup>

Uyarı: Profil ağırlıklarımız teorik olup; teslim anındaki tartımız geçerlidir.  
Warning: the weights of profile is theoretical, weighting at the time of delivery are valid.

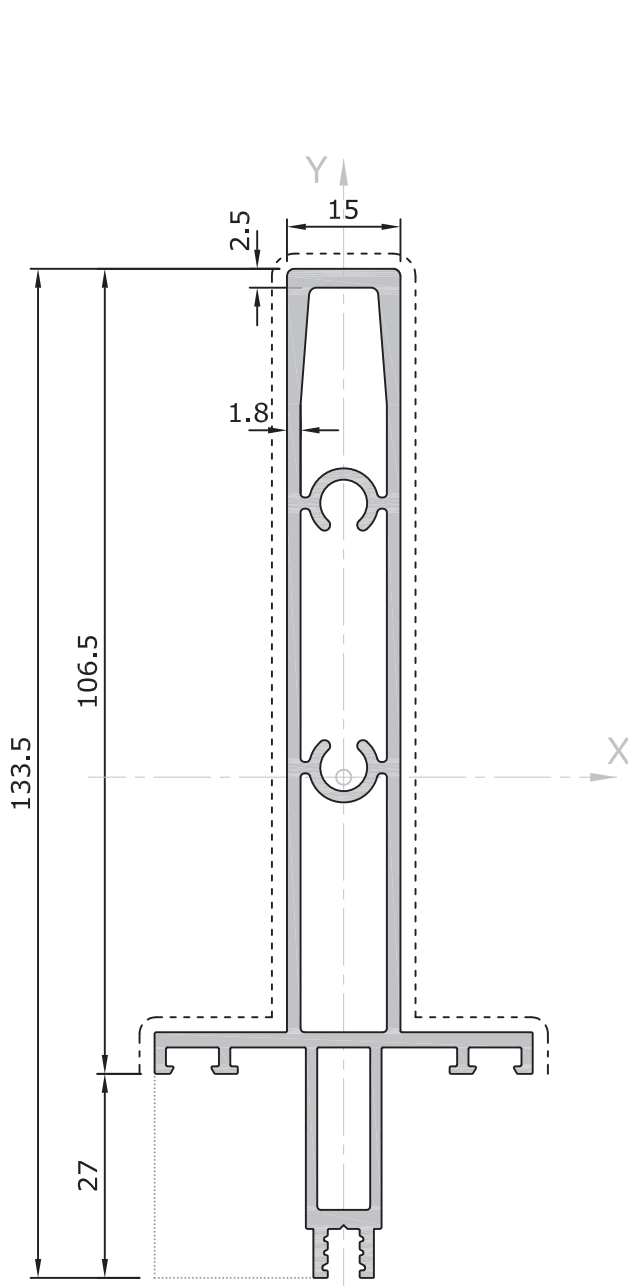
- PROFİL
- PROFILE



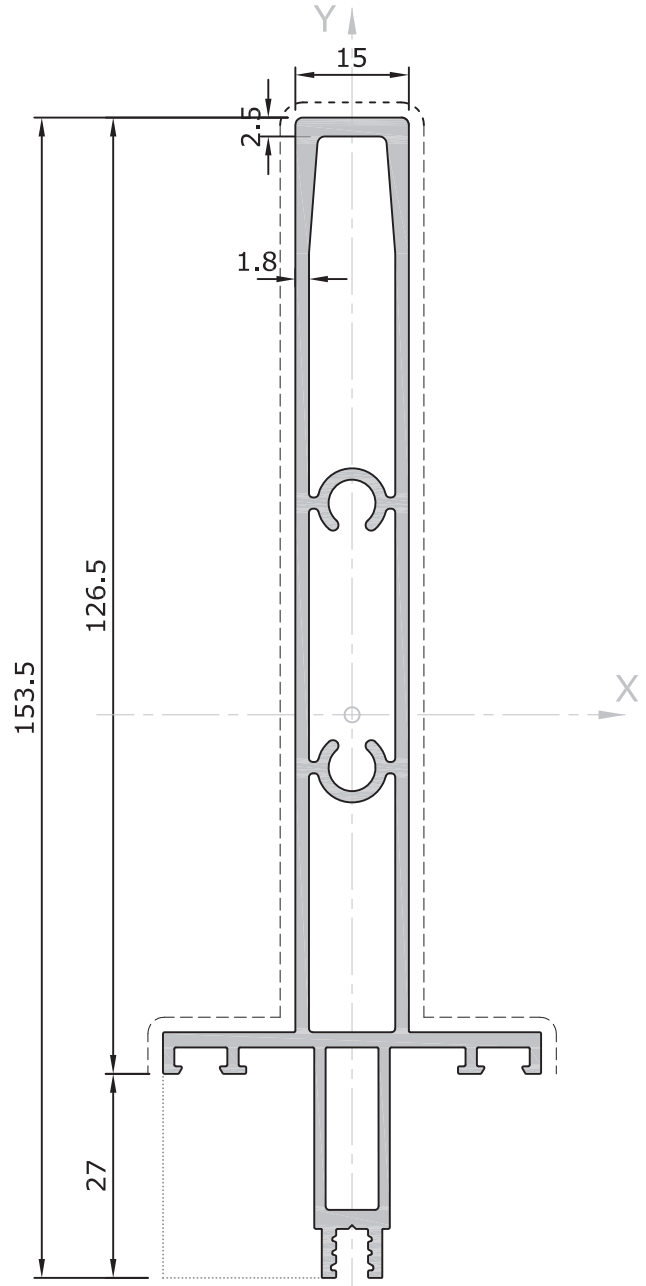
**8023** | 150 'lik Düşey Profil  
3,250 kg/m | Mullion Profile  
J<sub>x</sub>=437,52 cm<sup>4</sup> | J<sub>y</sub>=13,90 cm<sup>4</sup>

Uyarı: Profil ağırlıklarımız teorik olup; teslim anındaki tartımız geçerlidir.  
Warning: the weights of profile is theoretical, weighting at the time of delivery are valid.

- PROFİL
- PROFILE



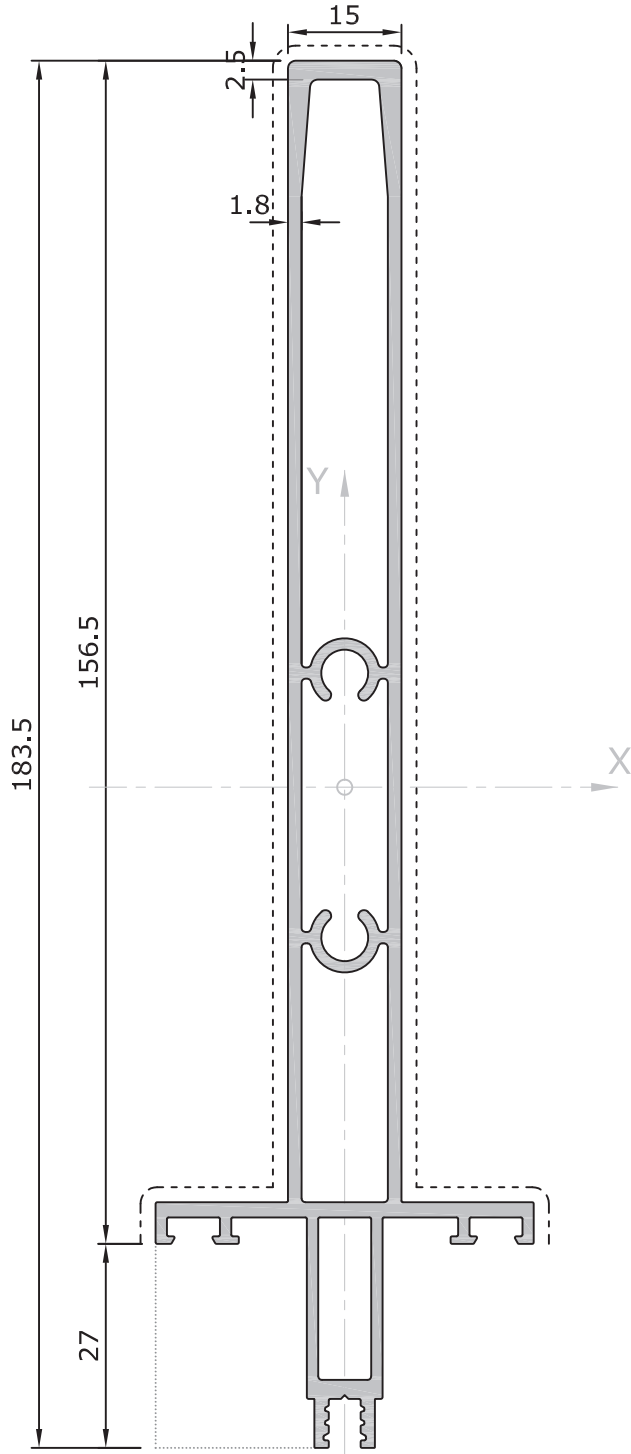
**8024** | 106,5 'luk Düşey ve Yatay  
1,940 kg/m Mullion and Transom Profile  
 $J_x=112,39 \text{ cm}^4$  |  $J_y=5,05 \text{ cm}^4$



**8025** | 126,5 'luk Düşey ve Yatay  
2,140 kg/m Mullion and Transom Profile  
 $J_x=163,80 \text{ cm}^4$  |  $J_y=5,36 \text{ cm}^4$

Uyarı: Profil ağırlıklarımız teorik olup; teslim anındaki tartımız geçerlidir.  
Warning: the weights of profile is theoretical, weighting at the time of delivery are valid.

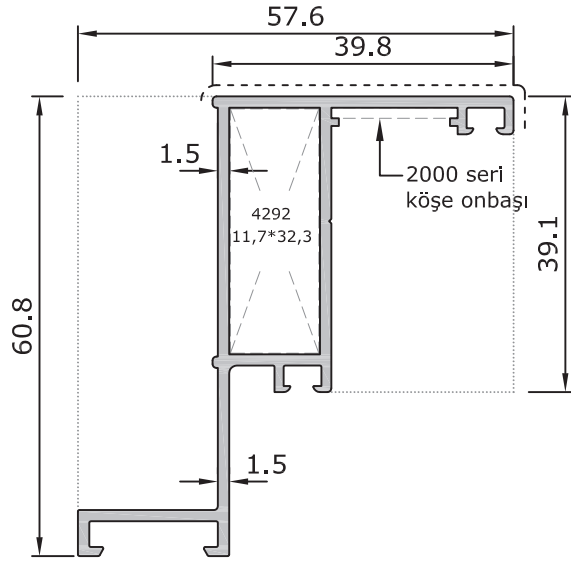
- PROFİL
- PROFILE



8026 | 156,5 'luk Düşey ve Yatay  
2,430 kg/m Mullion and Transom Profile  
 $J_x=270,57 \text{ cm}^4$  |  $J_y=5,84 \text{ cm}^4$

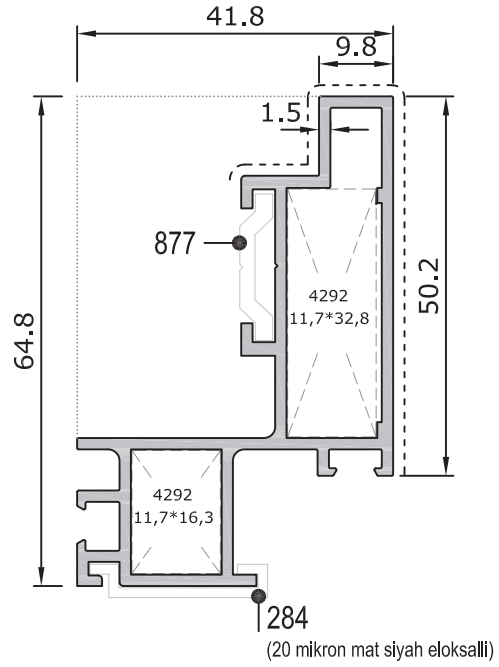
Uyarı: Profil ağırlıklarımız teorik olup; teslim anındaki tartımız geçerlidir.  
Warning: the weights of profile is theoretical, weighting at the time of delivery are valid.

- PROFİL
- PROFILE



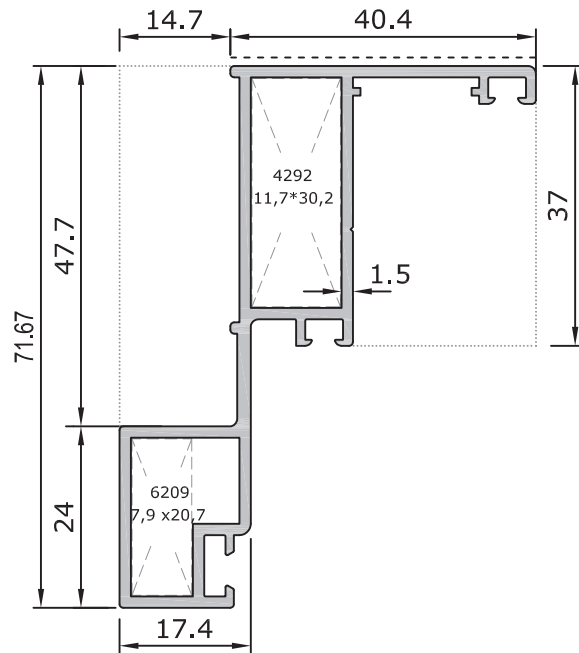
**8047** | Gizli Kanat Kasa Pr.

0,765 kg/m Hidden Sash For Frame Pr.  
Jx=14,50 cm<sup>4</sup> | Jy=1,91 cm<sup>4</sup>



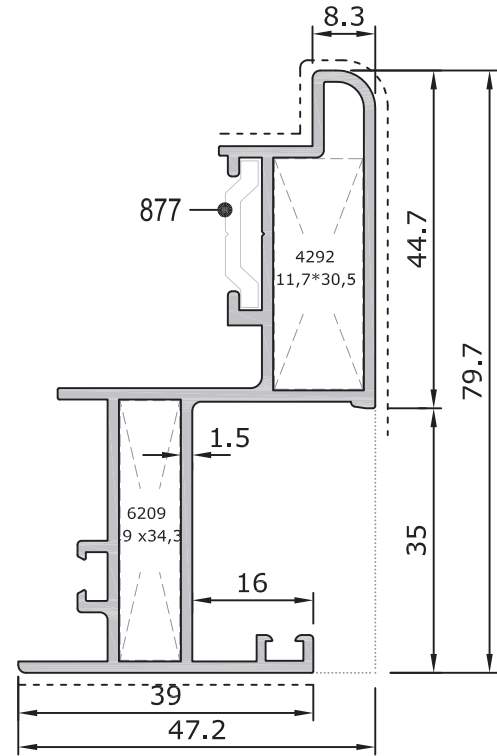
**8048** | Gizli Kanat Kasa Pr.

0,985 kg/m Hidden Sash For Frame Pr.  
Jx=16,70 cm<sup>4</sup> | Jy=2,86 cm<sup>4</sup>



**8062** | Dışa Açılır Kasa Pr.

0,950 kg/m Outside opening Frame Pr.  
Jx=24,22 cm<sup>4</sup> | Jy=2,17 cm<sup>4</sup>



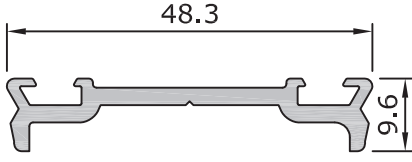
**8063** | Dışa Açılır Kasa Pr.

1,150 kg/m Outside opening Sash Pr.  
Jx=28,16 cm<sup>4</sup> | Jy=3,55 cm<sup>4</sup>

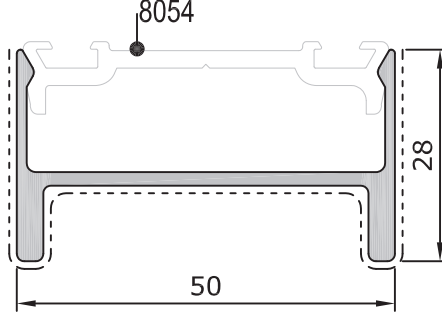
Uyarı: Profil ağırlıklarımız teorik olup; teslim anındaki tartımız geçerlidir.  
Warning: the weights of profile is theoretical, weighting at the time of delivery are valid.



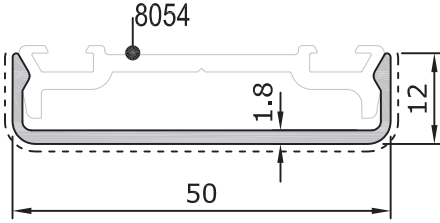
- PROFİL
- PROFILE



**8054** | Tespit Profili Pr.  
0,400 kg/m | Pressure Pr.

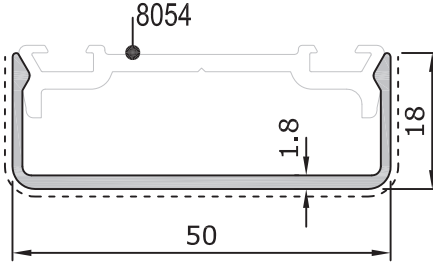


**8068** | 28 mm Derzli Kapak Profili Pr.  
0,560 kg/m | Cover Cap Pr.  
8054 nolu tespit profili ile kullanılır.  
No. 8054 will be used to profile



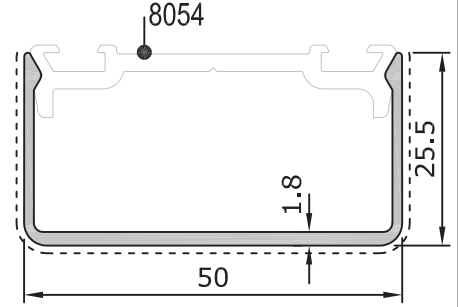
**8055** | 12 mm Kapak Profili Pr.  
0,320 kg/m | Cover Cap Pr.

8054 nolu tespit profili ile kullanılır.  
No. 8054 will be used to profile



**8056** | 18 mm Kapak Profili Pr.  
0,360 kg/m | Cover Cap Pr.

8054 nolu tespit profili ile kullanılır.  
No. 8054 will be used to profile



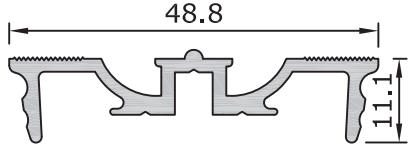
**8057** | 25.5 mm Kapak Profili Pr.  
0,420 kg/m | Cover Cap Pr.

8054 nolu tespit profili ile kullanılır.  
No. 8054 will be used to profile

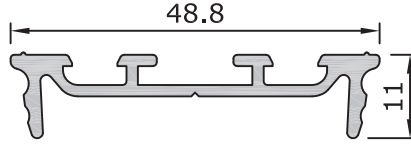
Uyarı: Profil ağırlıklarımız teorik olup; teslim anındaki tartımız geçerlidir.

Warning: the weights of profile is theoretical, weighting at the time of delivery are valid.

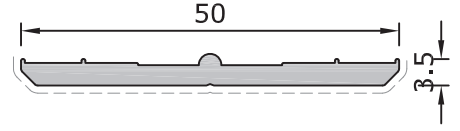
- PROFİL
- PROFILE



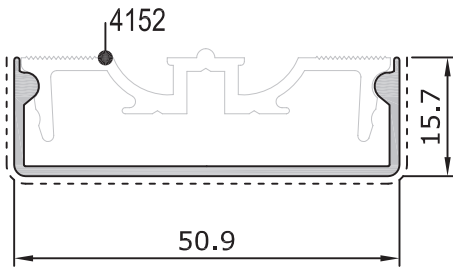
**4152** | Tespit Profili Pr.  
0,440 kg/m | Pressure Pr.



**227** | Tespit Profili Pr.  
0,400 kg/m | Pressure Pr.

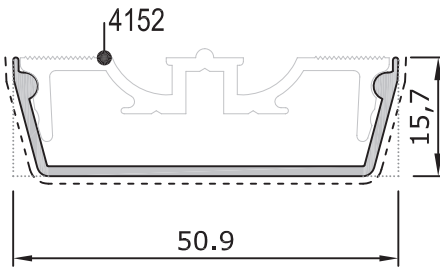


**230** | Işıklık Kapak Pr.  
0,400 kg/m | Cover Cup Pr. for skylight



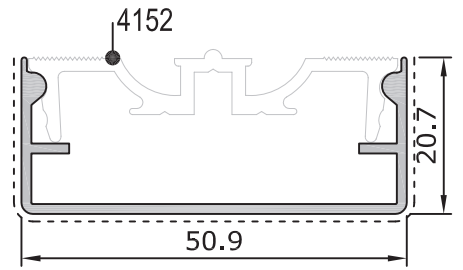
**4153-D** | 15,7 mm Kapak Profili Pr.  
0,310 kg/m | Cover Cap Pr.

4152 veya 227 nolu tespit profili ile kullanılır.  
4152 or 227 number will be used to pr.



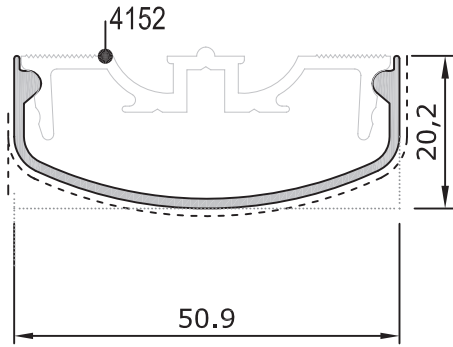
**4153** | 15,7 mm Kapak Profili Pr.  
0,285 kg/m | Cover Cap Pr.

4152 veya 227 nolu tespit profili ile kullanılır.  
4152 or 227 number will be used to pr.



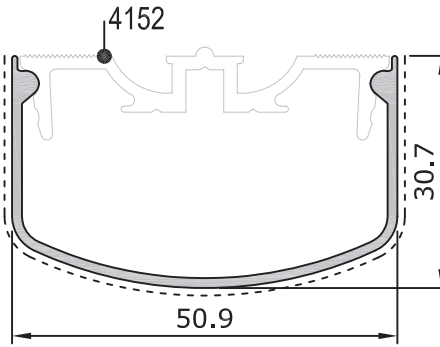
**4200** | 20,7 mm Kapak Profili Pr.  
0,385 kg/m | Cover Cap Pr.

4152 veya 227 nolu tespit profili ile kullanılır.  
4152 or 227 number will be used to pr.



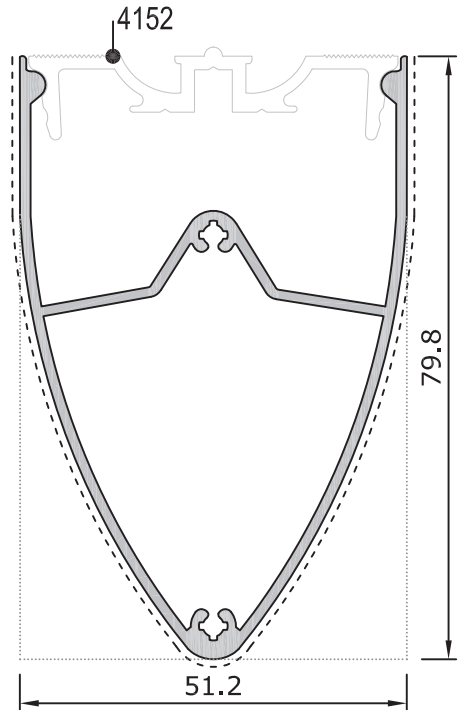
**264** | 20,2 mm Kapak Profili Pr.  
0,310 kg/m | Cover Cap Pr.

4152 veya 227 nolu tespit profili ile kullanılır.  
4152 or 227 number will be used to pr.  
(düşeyde 265 nolu profil kullanılır.)



**265** | 30,7 mm Kapak Profili Pr.  
0,385 kg/m | Cover Cap Pr.

4152 veya 227 nolu tespit profili ile kullanılır.  
4152 or 227 number will be used to pr.  
(yatayda 264 nolu profil kullanılır.)

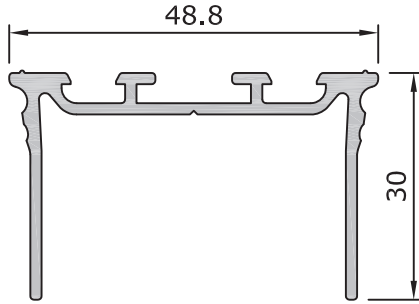


**283** | 80 mm Badem Kapak Profili Pr.  
1,045 kg/m | Cover Cap Pr.

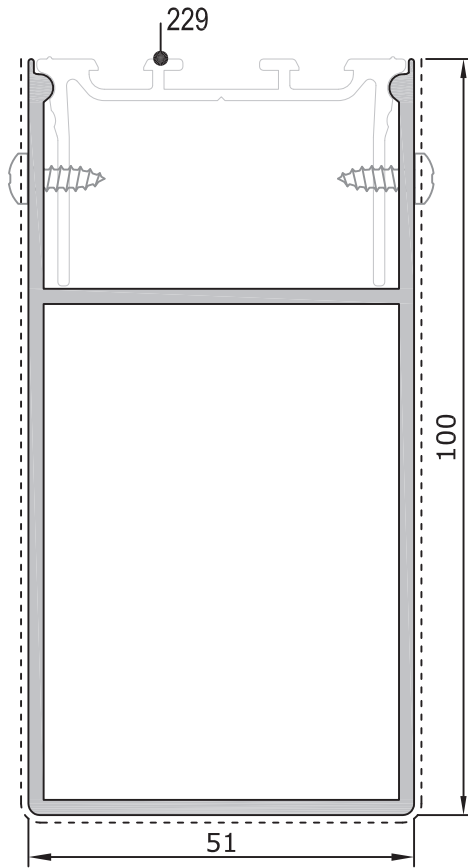
4152 veya 227 nolu tespit profili ile kullanılır.  
4152 or 227 number will be used to pr.

Uyarı: Profil ağırlıklarımız teorik olup; teslim anındaki tartımız geçerlidir.  
Warning: the weights of profile is theoretical, weighting at the time of delivery are valid.

- PROFİL
- PROFILE



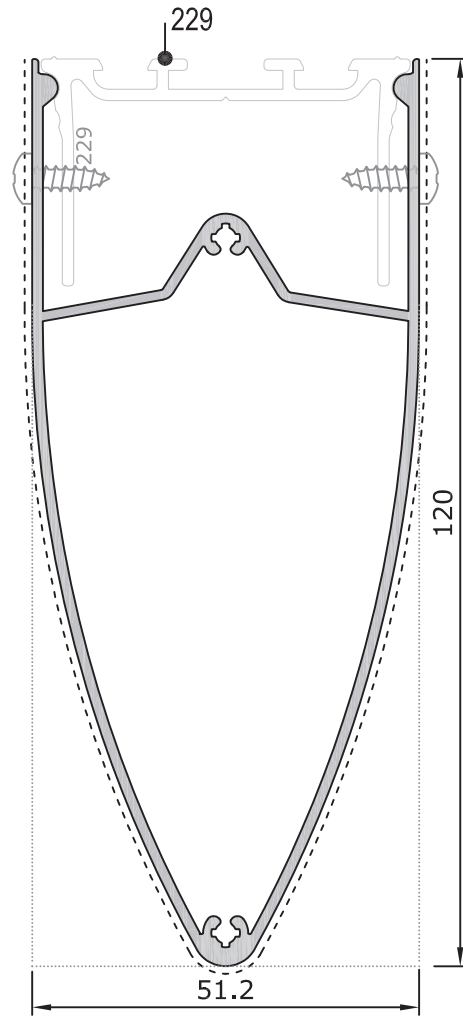
**229** Tespit Profili Pr.  
0,560 kg/m Pressure Pr.



**228** 20,2 mm Kapak Profili Pr.  
1,600 kg/m Cover Cap Pr.

4152, 227 veya 229 nolu tespit profilleri ile kullanılır.  
4152, 227 or 229 number will be used to pr.

Uyarı: Kullanım yerine göre gereken noktalarda vidalanacaktır.



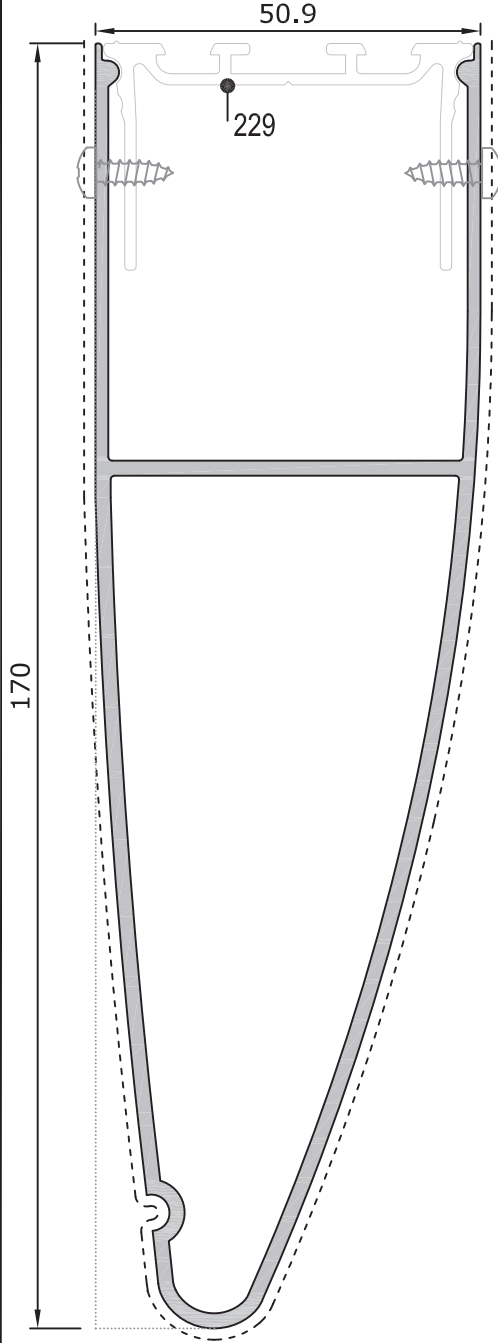
**6370** 120 mm Badem Kapak Profili Pr.  
1,280 kg/m Cover Cap Pr.

4152, 227 veya 229 nolu tespit profilleri ile kullanılır.  
4152, 227 or 229 number will be used to pr.

Uyarı: Kullanım yerine göre gereken noktalarda vidalanacaktır.

Uyarı: Profil ağırlıklarımız teorik olup; teslim anındaki tartımız geçerlidir.  
Warning: the weights of profile is theoretical, weighting at the time of delivery are valid.

- PROFİL
- PROFILE

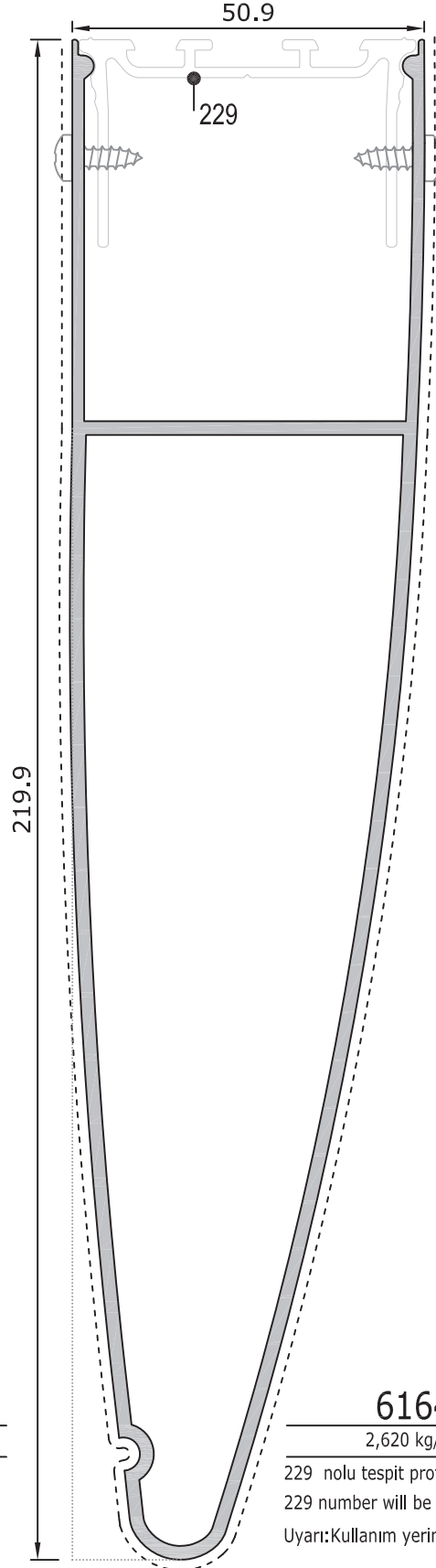


**8069** | 170 mm Güneş Kırıcı Kapak Profili Pr.  
2,080 kg/m | Cover Cap Pr.

229 nolu tespit profilleri ile kullanılır.

229 number will be used to pr.

Uyarı: Kullanım yerine göre gereken noktalarda vidalanacaktır.



**6164** | 220 mm Güneş Kırıcı Kapak Profili Pr.  
2,620 kg/m | Cover Cap Pr.

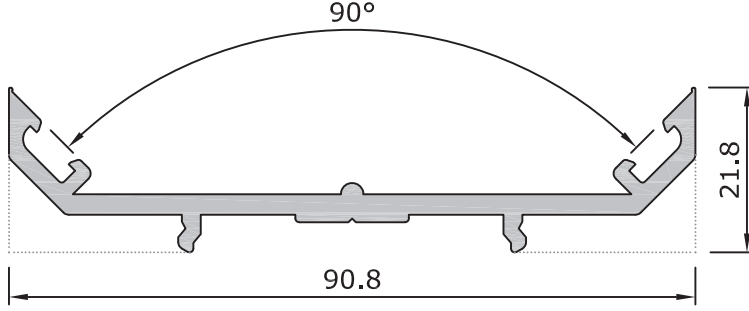
229 nolu tespit profilleri ile kullanılır.

229 number will be used to pr.

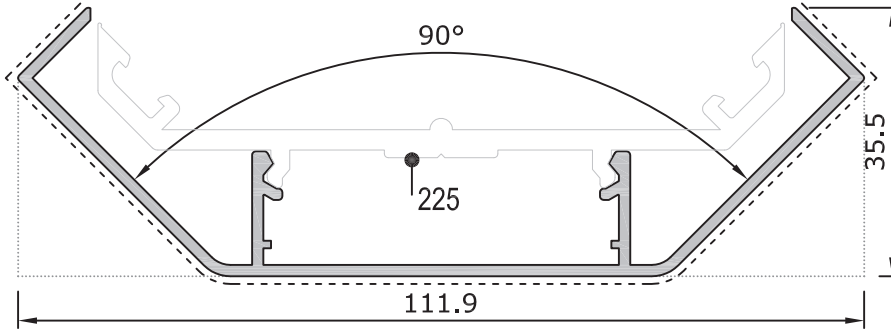
Uyarı: Kullanım yerine göre gereken noktalarda vidalanacaktır.

Uyarı: Profil ağırlıklarımız teorik olup; teslim anındaki tartımız geçerlidir.  
Warning: the weights of profile is theoretical, weighting at the time of delivery are valid.

- PROFİL
- PROFILE

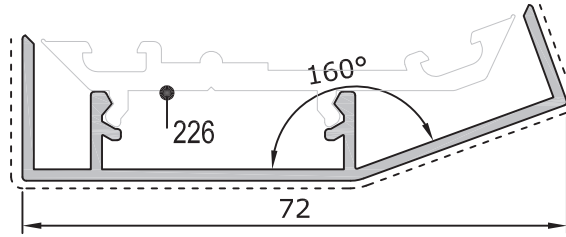


<b>225</b>	90° Tespit Profili Pr.
0,955 kg/m	Pressure Pr. for 90°



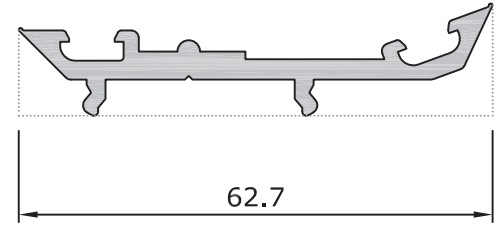
<b>231</b>	90° Kapak Profili Pr.
0,800 kg/m	Cover Cap Pr. for 90°

225 nolu tespit profilleri ile kullanılır.  
225 number will be used to pr.

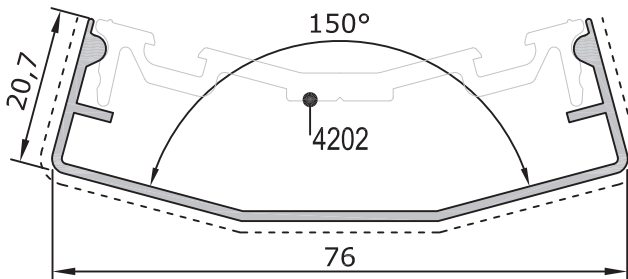


<b>232</b>	160° Kapak Profili Pr.
0,545 kg/m	Cover Cap Pr. for 160°

226 nolu tespit profilleri ile kullanılır.  
226 number will be used to pr.

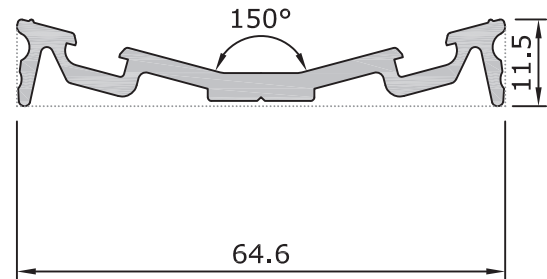


<b>226</b>	Tespit Profili Pr.
0,625 kg/m	Pressure Pr.



<b>4201</b>	150° Kapak Profili Pr.
0,480 kg/m	Cover Cap Pr. for 150°

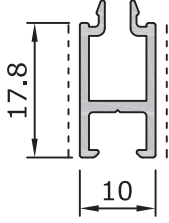
4202 nolu tespit profilleri ile kullanılır.  
4202 number will be used to pr.



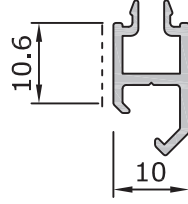
<b>4202</b>	150° Tespit Profili Pr.
0,650 kg/m	Pressure Pr. for 150°

Uyarı: Profil ağırlıklarımız teorik olup; teslim anındaki tartımız geçerlidir.  
Warning: the weights of profile is theoretical, weighting at the time of delivery are valid.

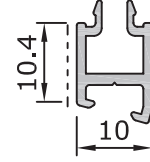
- PROFİL
- PROFILE



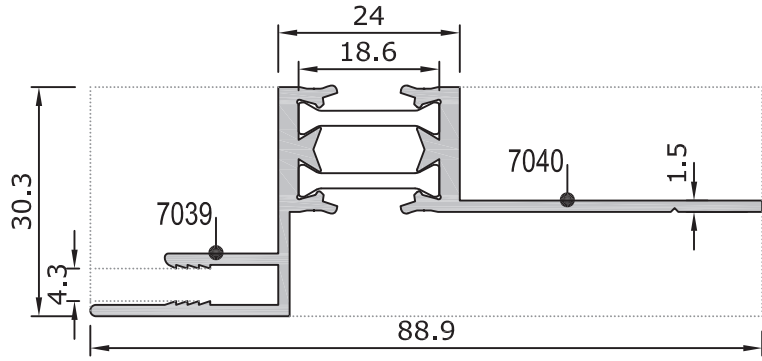
**8058** | Tek Cam Adaptör Çıtası Pr.  
0,190 kg/m | Single Glazing Adapter



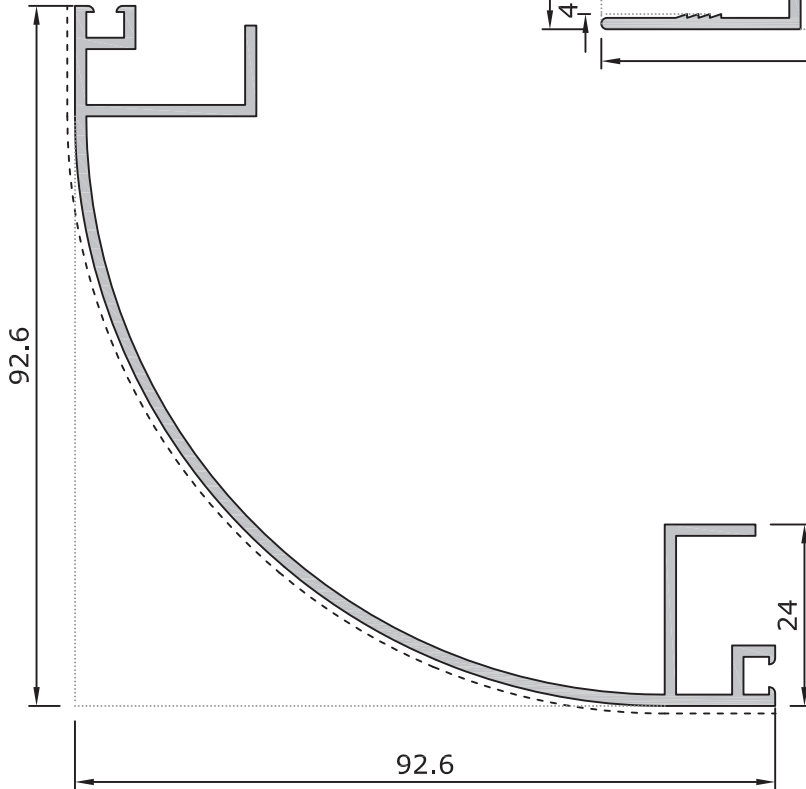
**8059** | 90° Cam Çıtası Pr.  
0,170 kg/m | Glazing Adapter for 90°



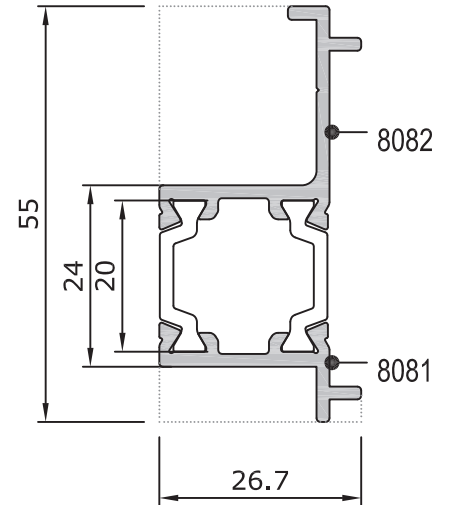
**8060** | 150° Cam Çıtası Pr.  
0,150 kg/m | Glazing Adapter for 150°



**7039/7040** | Bitiş Pr.  
0,900 kg/m | Finish Pr.



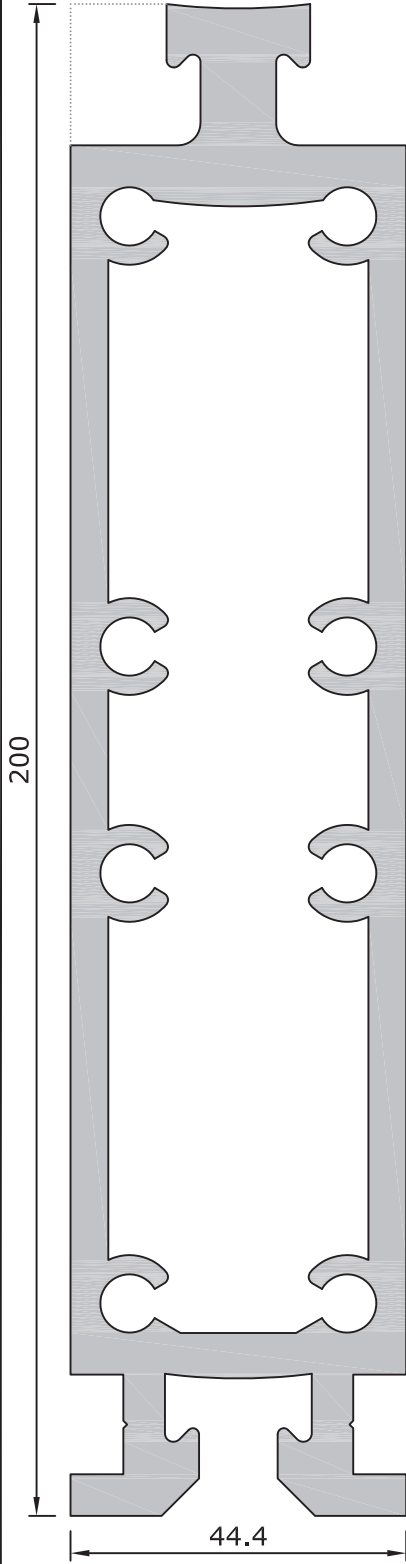
**4156** | 90° Dönüş Pr.  
0,985 kg/m | 90° Corner Pr.



**8081/8082** | Cephe İçi Adaptör Pr.  
0,725 kg/m | Adapter Pr.

Uyarı: Profil ağırlıklarımız teorik olup; teslim anındaki tartımız geçerlidir.  
Warning: the weights of profile is theoretical, weighting at the time of delivery are valid.

- PROFİL
- PROFILE



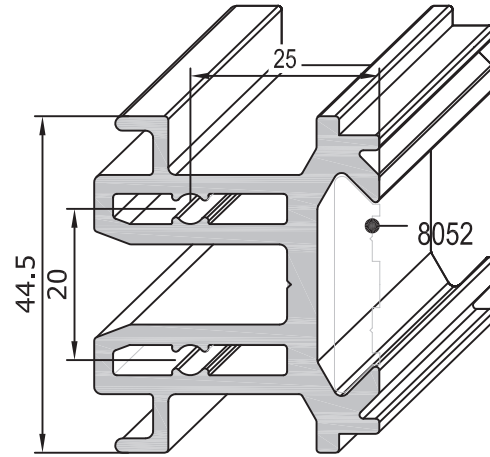
**8053** Dilatasyon Pr.  
7,285 kg/m Dilatation Pr.

8053 Dilatasyon Profili Kesim Ölçüleri / 8053 Dilatation Profile Cutting Dimension					
Profil No Profile Nr.	Kesim Ölçüsü Cutting Dimension	Profil No Profile Nr.	Kesim Ölçüsü Cutting Dimension	Profil No Profile Nr.	Kesim Ölçüsü Cutting Dimension
<b>8001</b>	63,50 mm	<b>8011</b>	72,00 mm	<b>8016</b>	128,50 mm
<b>8002</b>	83,50 mm	<b>8012</b>	92,00 mm	<b>8017</b>	78,50 mm
<b>8003</b>	103,50 mm	<b>8013</b>	112,00 mm	<b>8018</b>	128,50 mm
<b>8004</b>	133,50 mm	<b>8014</b>	142,00 mm		
<b>8010</b>	42,00 mm	<b>8015</b>	98,50 mm		

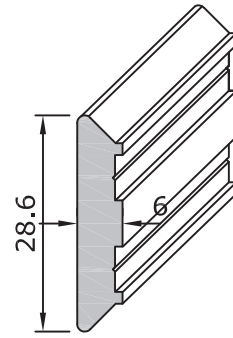
**UYARI!!!!**

**PV 16 DİLASYON KAPAĞI KULLANILDIĞINDA  
DİLASYON TAKOZU ÖLÇÜLERİ DEĞİŞMEKTEDİR.**

8053 Dilatasyon Profili Kesim Ölçüleri 8053 Dilatation Profile Cutting Dimension	
Profil No/ Profile Nr.	Kesim Ölçüsü/Cutting Dimension
<b>8001</b>	62,50 mm
<b>8002</b>	82,50 mm
<b>8003</b>	102,50 mm
<b>8004</b>	132,50 mm



**8051** Yatay Bağlantı Pr.  
1,575 kg/m Transom Connection Pr.



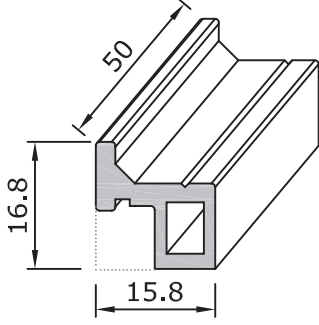
**8052** Kırılma Geçme Bağlantı Pr.  
0,385 kg/m Transom Connection Pr.

8051-8052 Yatay Bağlantı Kullanıldığı Profiller 8051-8052 T Connection for used to Profiles	
Profil No	Kesim Ölçüsü
<b>8010</b>	42,00 mm
<b>8011</b>	72,00 mm
<b>8012</b>	92,00 mm
<b>8013</b>	112,00 mm
<b>8014</b>	142,00 mm
<b>8015</b>	98,50 mm
<b>8016</b>	128,50 mm
<b>8017</b>	78,50 mm
<b>8018</b>	128,50 mm

Uyarı: Profil ağırlıklarımız teorik olup; teslim anındaki tartımız geçerlidir.

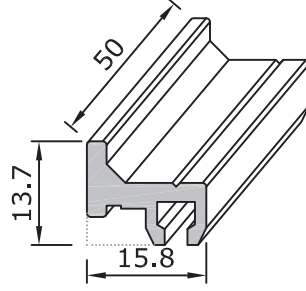
Warning: the weights of profile is theoretical, weighting at the time of delivery are valid.

- PROFİL
- PROFILE



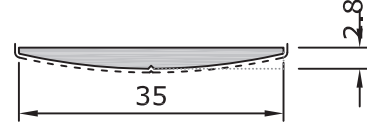
**8044-1** Panel Bağlantı Pr.  
0,265 kg/m Connection Pr.

300 mm ara ile kullanılmalıdır.



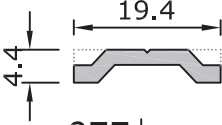
**8044** Panel Bağlantı Pr.  
0,235 kg/m Connection Pr.

300 mm ara ile kullanılmalıdır.

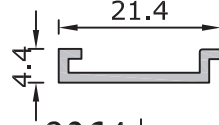


**8061** Güvenlik Çıtası Pr.  
0,210 kg/m Security Bead

Siyah Eloksal / Black Anodized

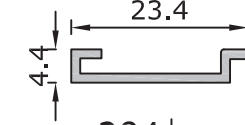


**877** Tij Pr.  
0,130 kg/m Push Rod Pr.



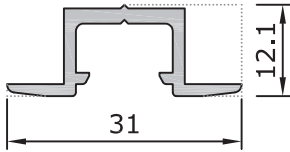
**8064** Cam Yapıştırma Pr.  
0,110 kg/m Glueing Profile For Glazing

20 Mikron Mat Siyah Eloksal/  
20 Micron Matte Black Anodized  
8042 nolu profile kullanılır/  
8042 number will be used to pr.  
Boy olarak kullanılmalıdır.

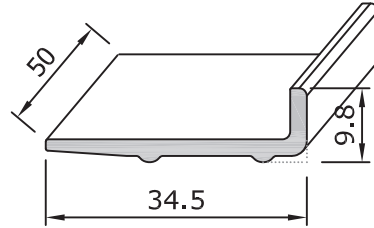


**284** Cam Yapıştırma Pr.  
0,210 kg/m Glueing Profile For Glazing

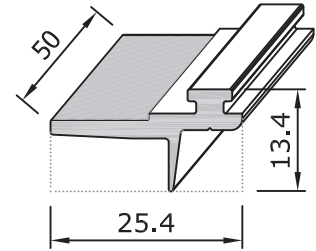
20 Mikron Mat Siyah Eloksal/  
20 Micron Matte Black Anodized  
8048 nolu profile kullanılır/  
8048 number will be used to pr.  
Boy olarak kullanılmalıdır.



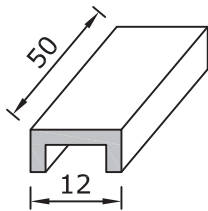
**8070** Cam Tutucu  
0,240 kg/m Glass Clamp



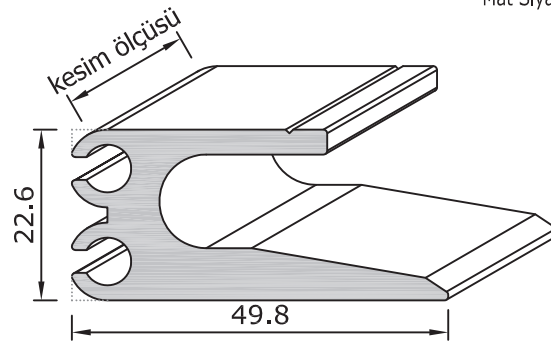
**8067** Cam Altı Destek Pr.  
0,250 kg/m Glazing Support Pr.



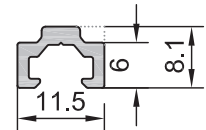
**8084** Cam Altı Destek Pr.  
0,245 kg/m Glazing Support Pr.  
Mat Siyah Eloksal / Matte Black Anodized



**295** Cam Altı Takoz Pr.  
0,110 kg/m Glazing Support



**4231** Gizli Kanat Karşılık  
1,250 kg/m Striker For Hidden Sash



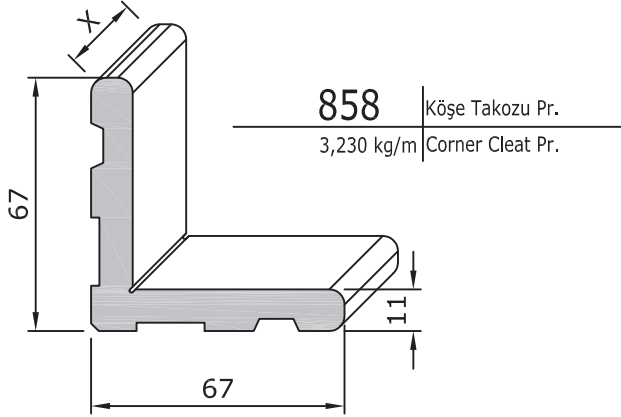
**K 894** Yükseltme Çıtası Pr.  
0,110 kg/m Spacer Pr.  
Profil no:10122

Uyarı: Profil ağırlıklarımız teorik olup; teslim anındaki tartımız geçerlidir.  
Warning: the weights of profile is theoretical, weighting at the time of delivery are valid.

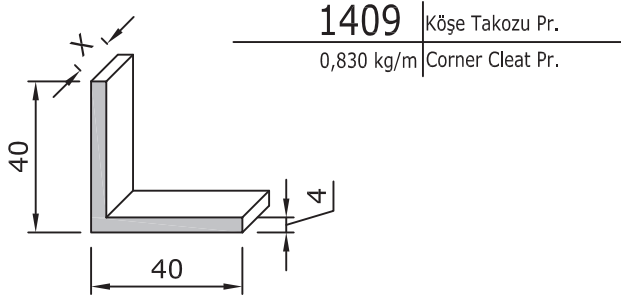


- PROFİL
- PROFILE

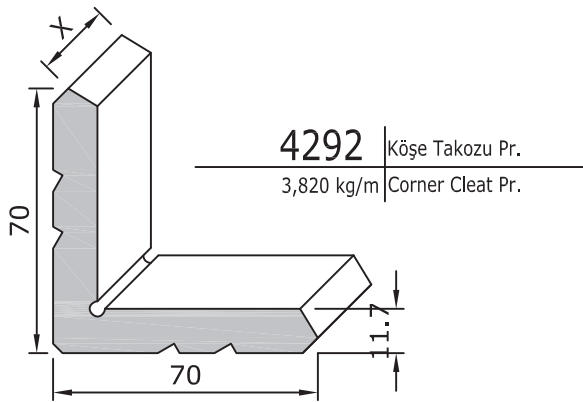
Ölçek: 1/2



858 Köşe Takoza Kullanıldığı Profiller/ 858 corner cleats for used to profiles	
Profil No/Profile Nr.	Kesim Ölçüsü/Cutting Dimension
11084	26,1 mm



1409 Köşe Takoza Kullanıldığı Profiller/ 1409 corner cleats for used to profiles	
Profil No/Profile Nr.	Kesim Ölçüsü/Cutting Dimension
8043-1	25,9 mm

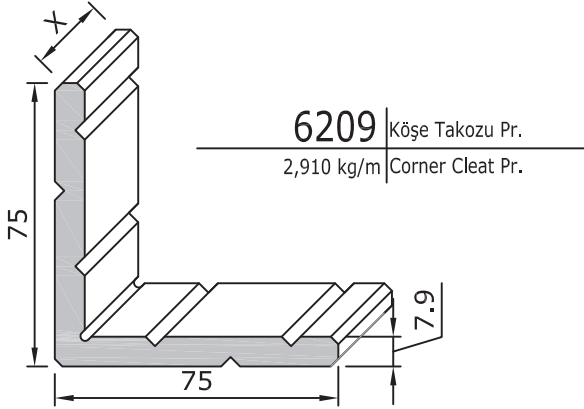


4292 Köşe Takoza Kullanıldığı Profiller/ 4292 corner cleats for used to profiles	
Profil No/Profile Nr.	Kesim Ölçüsü/Cutting Dimension
8042-1	28,7 mm
	24,3 mm
8043-1	32,3 mm
8045/46	31,3 mm
	10,8 mm
8047	32,3 mm
8048	32,8 mm
	16,3 mm
8062	30,2 mm
8036	30,5 mm

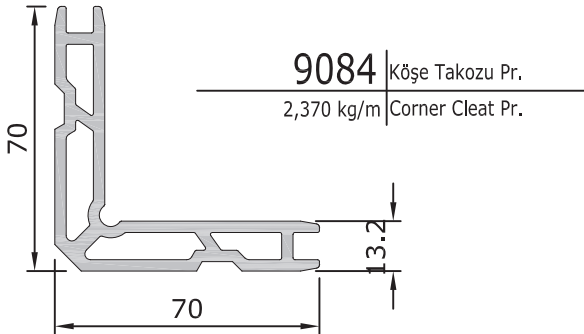
Uyarı: Profil ağırlıklarımız teorik olup; teslim anındaki tartımız geçerlidir.  
Warning: the weights of profile is theoretical, weighting at the time of delivery are valid.

- PROFİL
- PROFILE

Ölçek: 1/2



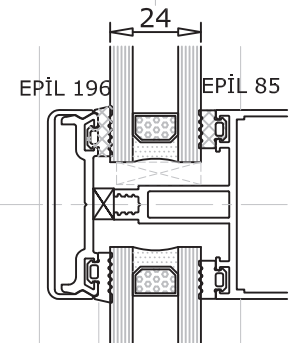
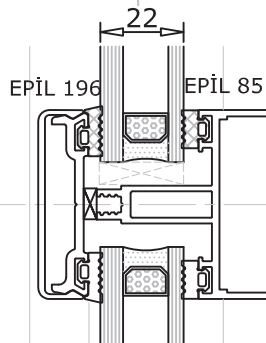
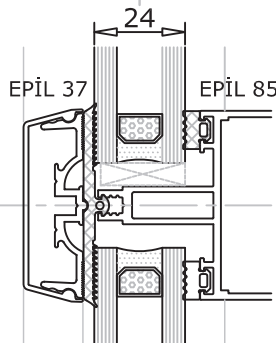
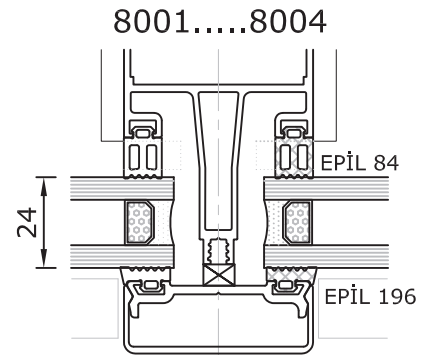
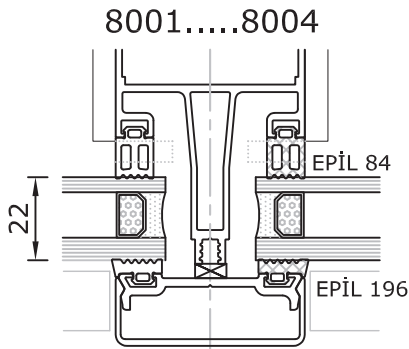
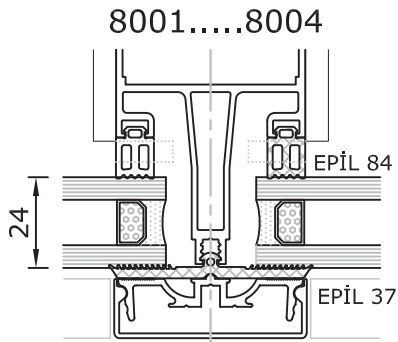
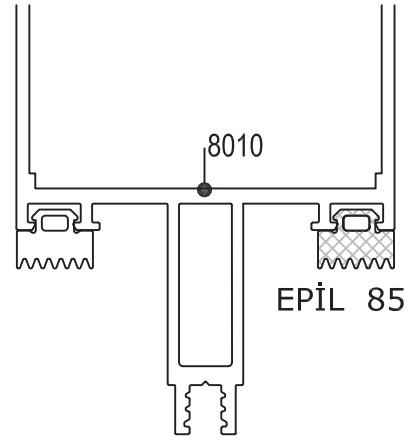
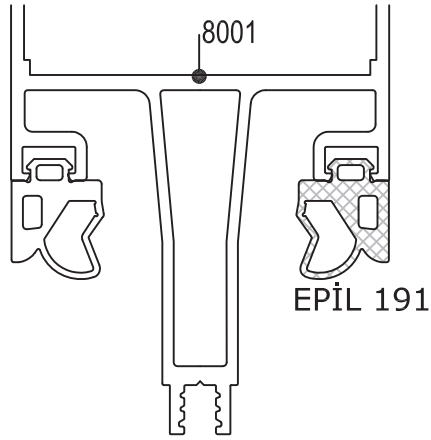
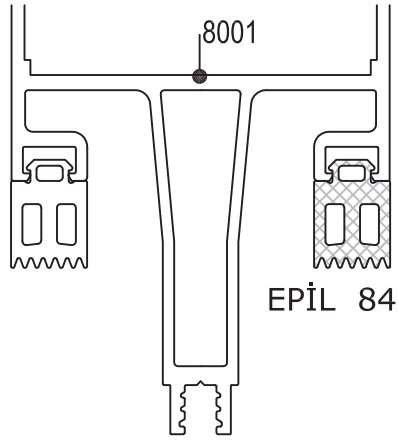
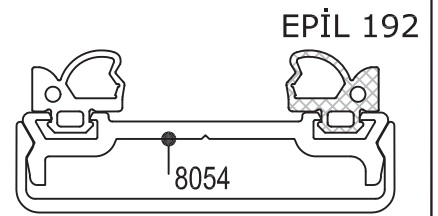
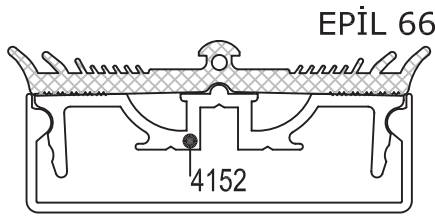
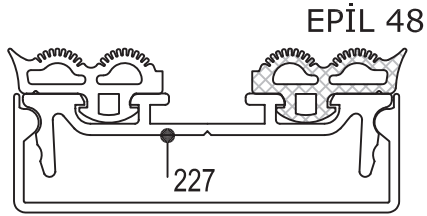
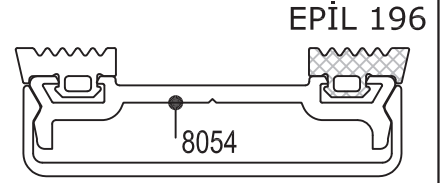
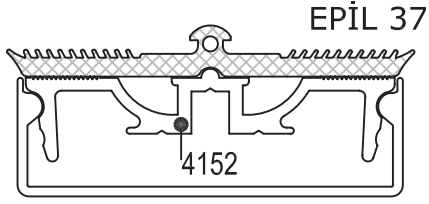
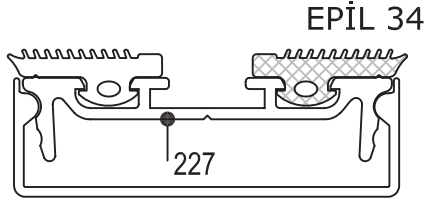
6209 Köşe Takozu Kullanıldığı Profiller/6209 corner cleats for used to profiles	
Profil No/Profile Nr.	Kesim Ölçüsü/Cutting Dimension
8062	20,7 mm
8063	34,3 mm



9084 Köşe Takozu Kullanıldığı Profiller/9084 corner cleats for used to profiles	
Profil No/Profile Nr.	Kesim Ölçüsü/Cutting Dimension
10572	32,3 mm
11084	37,3 mm

Uyarı: Profil ağırlıklarımız teorik olup; teslim anındaki tartımız geçerlidir.  
Warning: the weights of profile is theoretical, weighting at the time of delivery are valid.

**FİTİL VE CAM ALTERNATİFLERİ**

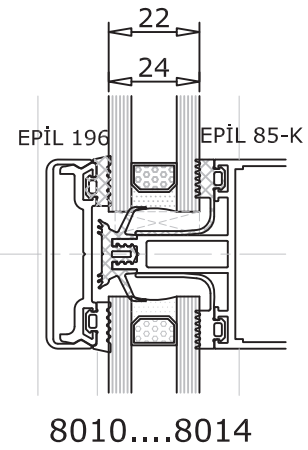
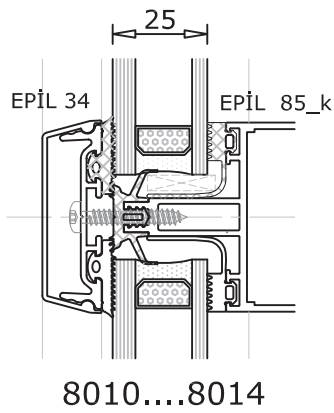
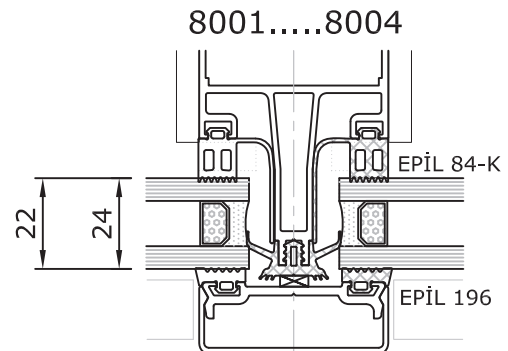
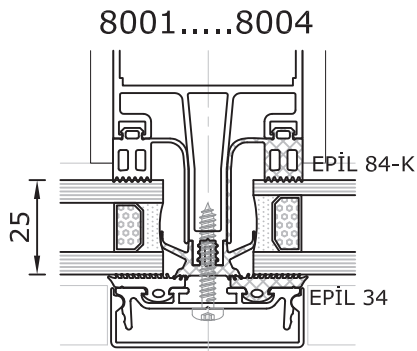
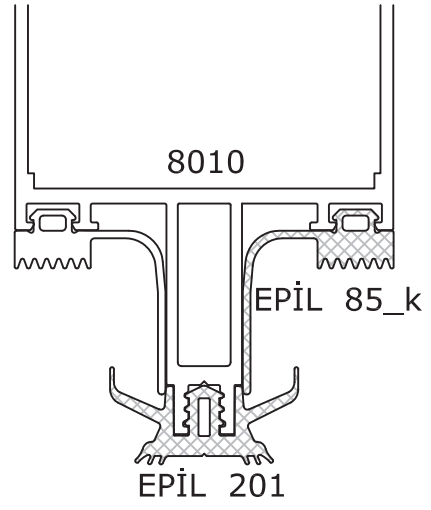
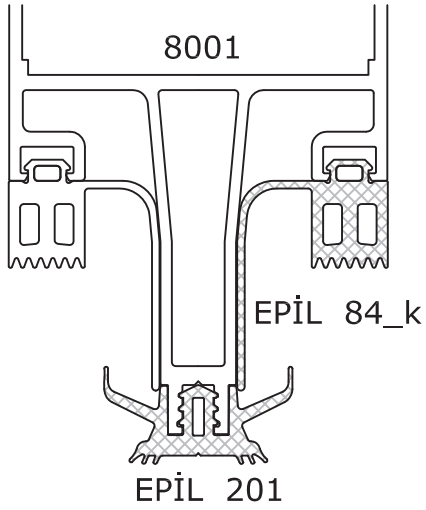


8010....8014

8010....8014

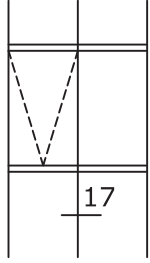
8010....8014

**FİTİL VE CAM ALTERNATİFLERİ**

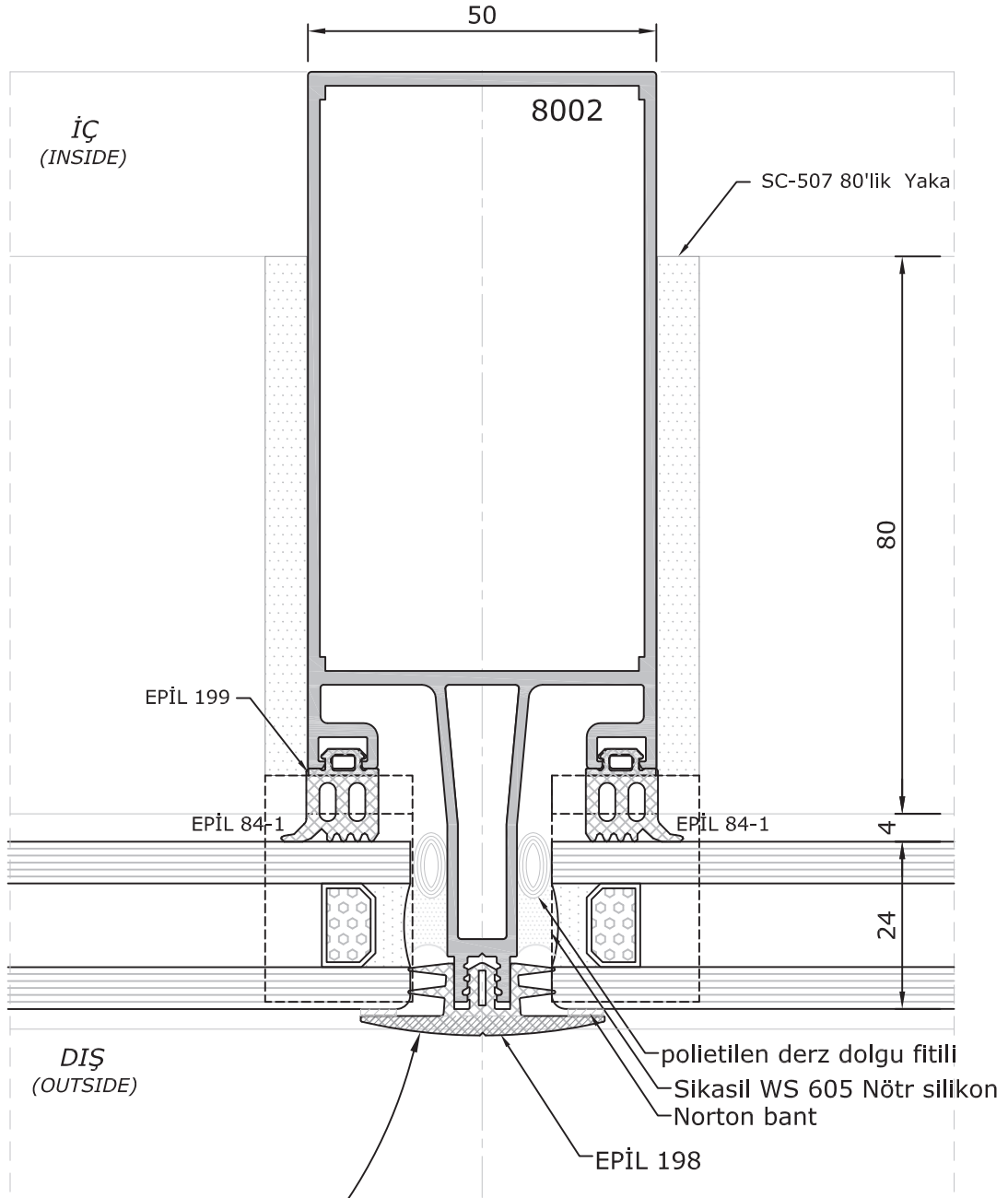


**EF-50**  
**KONDENS KANALLI**  
**SİSTEM DETAYLARI**  
***SYSTEM DETAILS***

- DETAY
- DETAIL



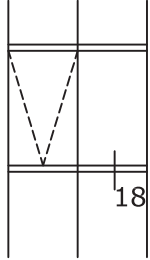
## DÜŞEY SİLİKON CEPHE DETAYI STRUCTURAL GLAZING VERTICAL DETAIL



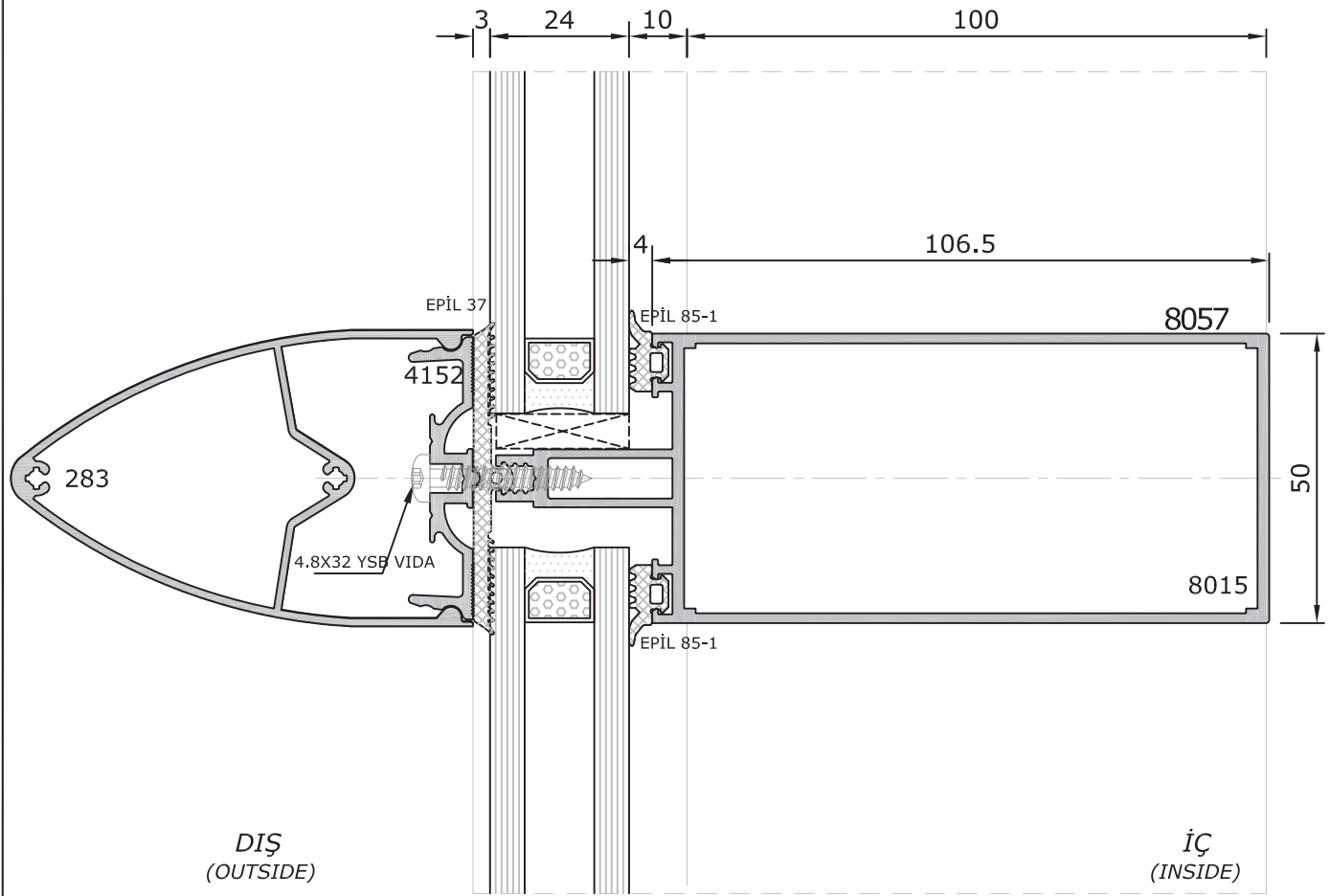
8061 Güvenlik çitası 20 cm lik parça halinde uygulanır.  
Güvenlik çitası arkasına 1 mm lik norton bant uygulanır,  
2 adet havşa başlı vida ile sabitlenir.  
Güvenlik çitasına havşa açılmalıdır.  
Fıtıl güvenlik çitasına denk gelen yerlerde kertilir.  
Dikkat: Sabit camların yüksekliği 120 cm' yi geçmemelidir.

Detay  
Detail 17

- DETAY
- DETAIL



*YATAY KAPAKLI SİLİKON CEPHE DETAYI*  
*STRUCTURAL GLAZING HORIZONTAL DETAIL*



Detay  
Detail **18**

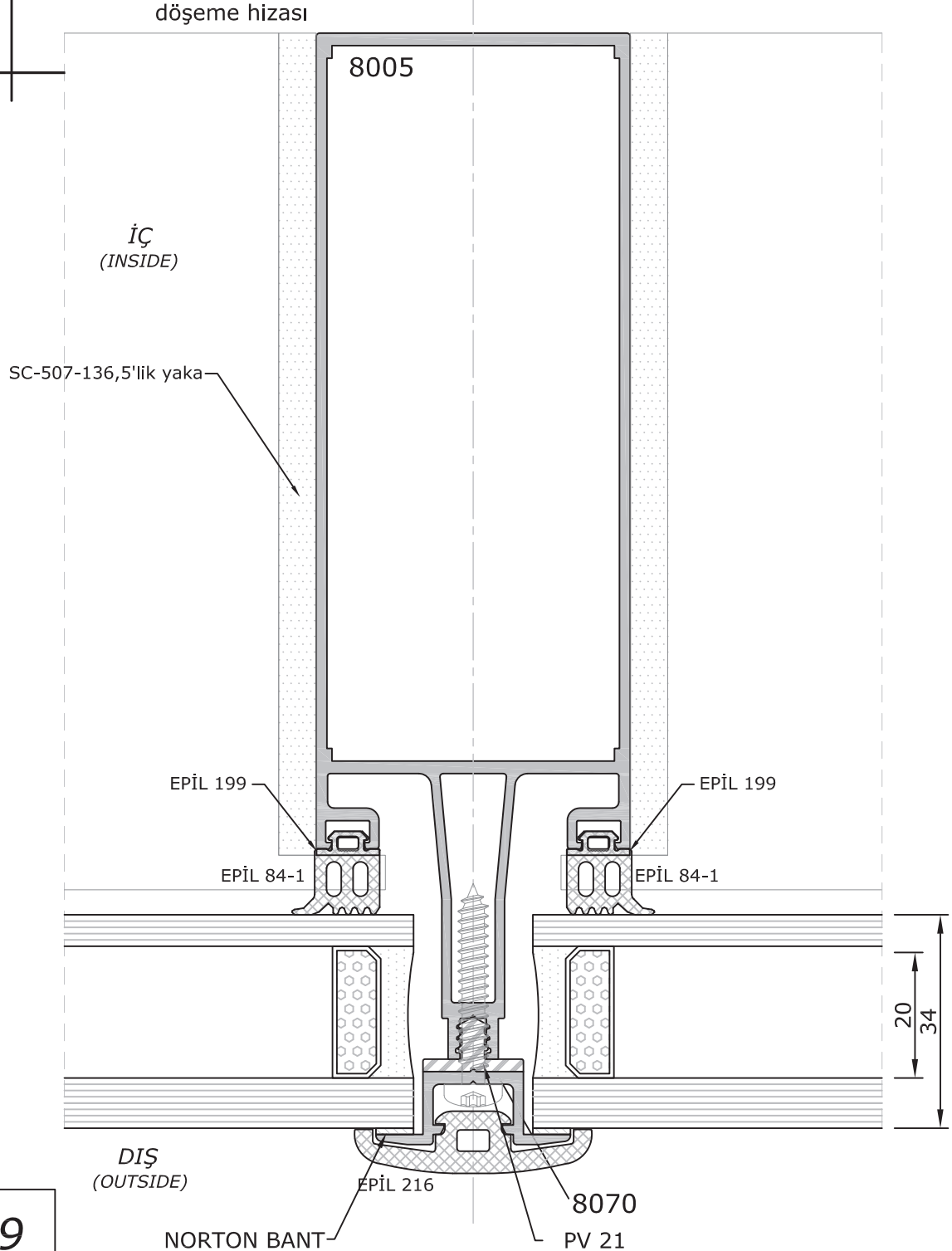
ölçek: 1/1.25

- DETAY
- DETAIL

## YATAY KAPAKLI SİLİKON CEPHE DÜŞEY DETAY STRUCTURAL GLAZING MULLION DETAIL

	19		

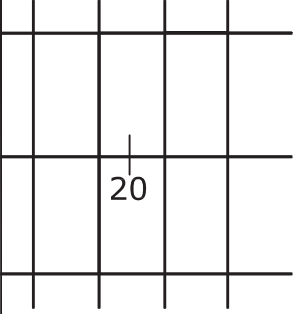
8070 Güvenlik çitası boy halinde uygulanır.  
Güvenlik çitası arkasına 1 mm lik norton bant uygulanır.  
Havşa başlı vida ile sabitlenir.  
Güvenlik çitasına havşa açılmalıdır.  
Fitil güvenlik çitasının üzerine boy halinde geçirilir.  
Dikkat: Sabit camların yüksekliği 120 cm' yi geçmemelidir.



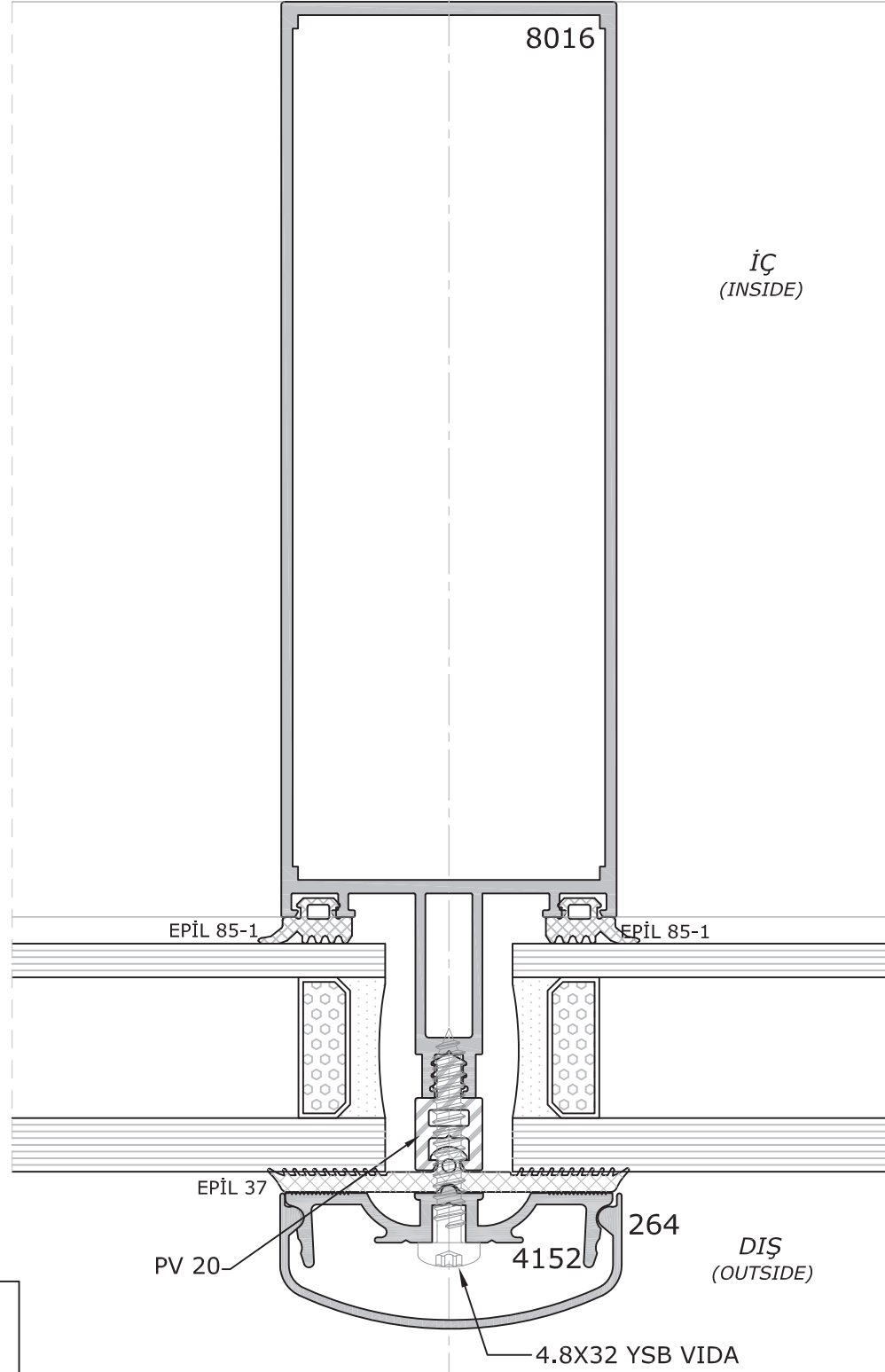
Detay  
Detail 19



- DETAY
- DETAIL

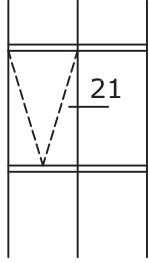


**YATAY KAPAKLI SİLİKON CEPHE YATAY DETAY**  
STRUCTURAL GLAZING TRANSOM DETAIL

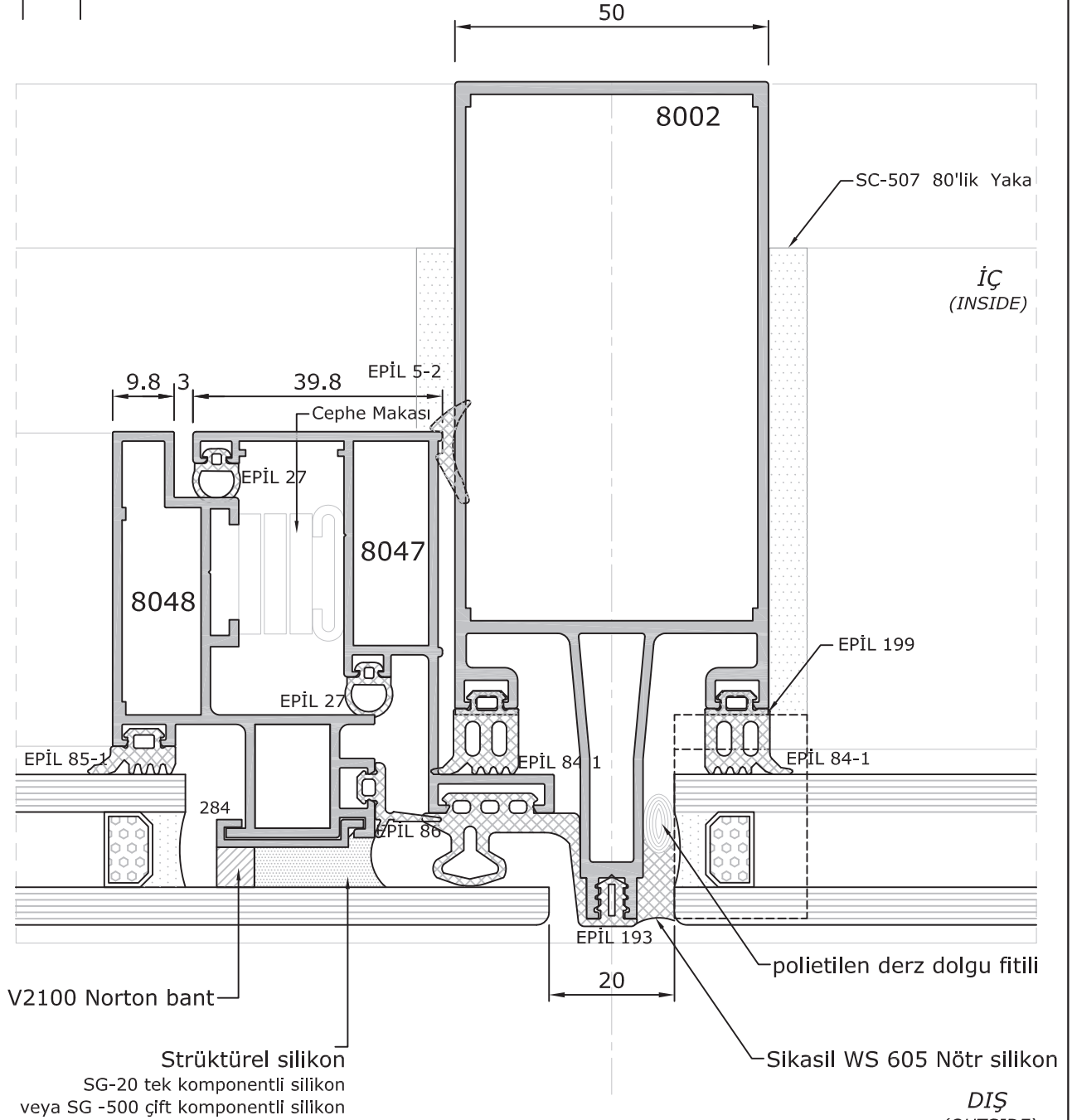


Detay  
Detail 20

- DETAY
- DETAIL



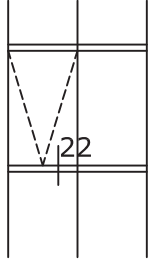
## SİLİKON CEPHE İÇERİSİNDE GİZLİ KANAT DÜŞEY DETAYI HIDDEN SASH DETAIL MULLION IN STRUCTURAL GLAZING



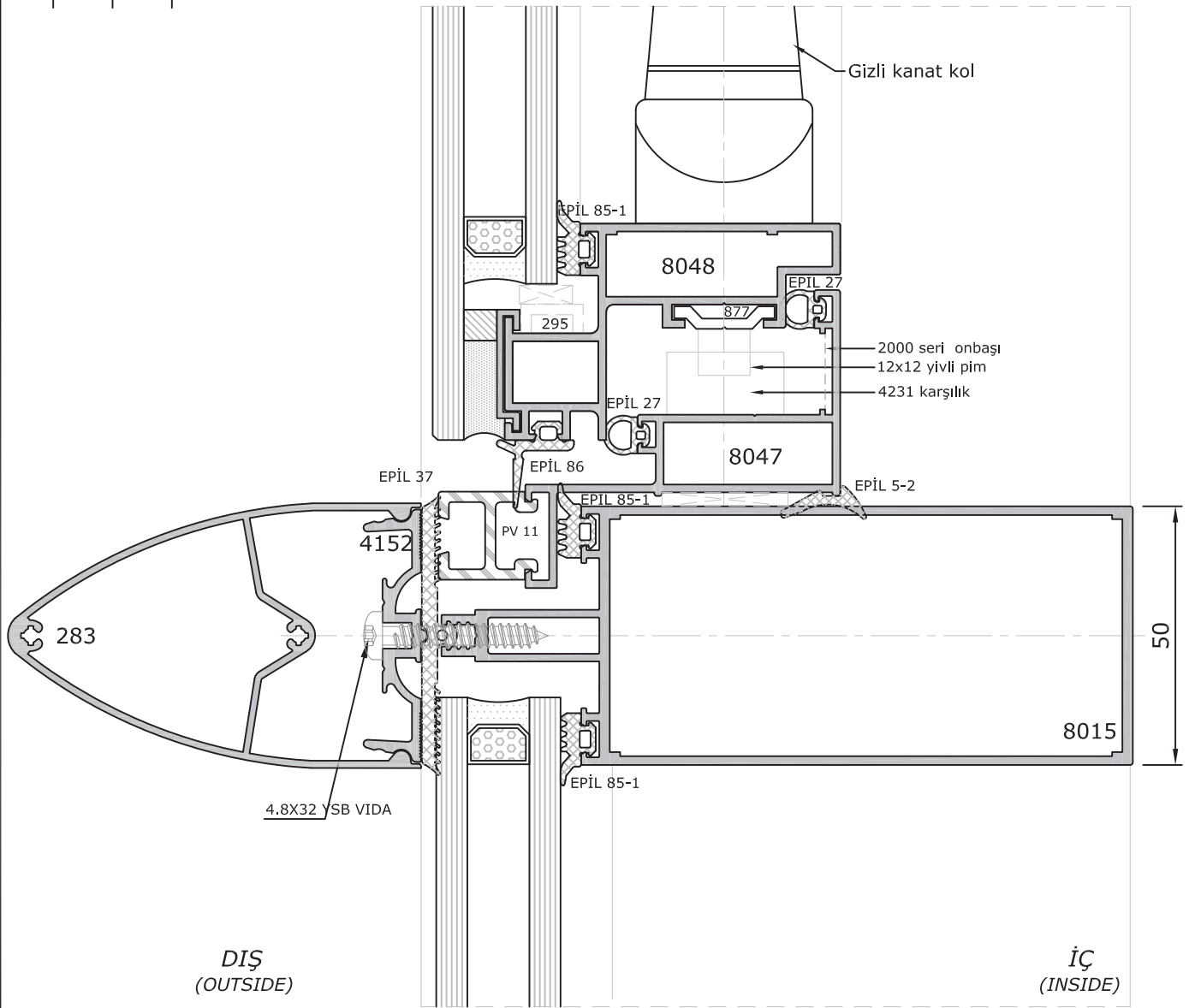
UYARI: Strüktürel silikon ve norton bantlar cam yapıştırma firmasına ait olup; özel ortamda test edilerek uygulanmalıdır. Garanti ve sorumluluk cam firmasına aittir.  
Dikkat: Sabit camların yüksekliği 120 cm' yi geçmemelidir.

Detay  
Detail 21

- DETAY
- DETAIL



## SİLİKON CEPHE İÇERİSİNDE GİZLİ KANAT YATAY DETAYI HIDDEN SASH DETAIL TRANSOM IN STRUCTURAL GLAZING



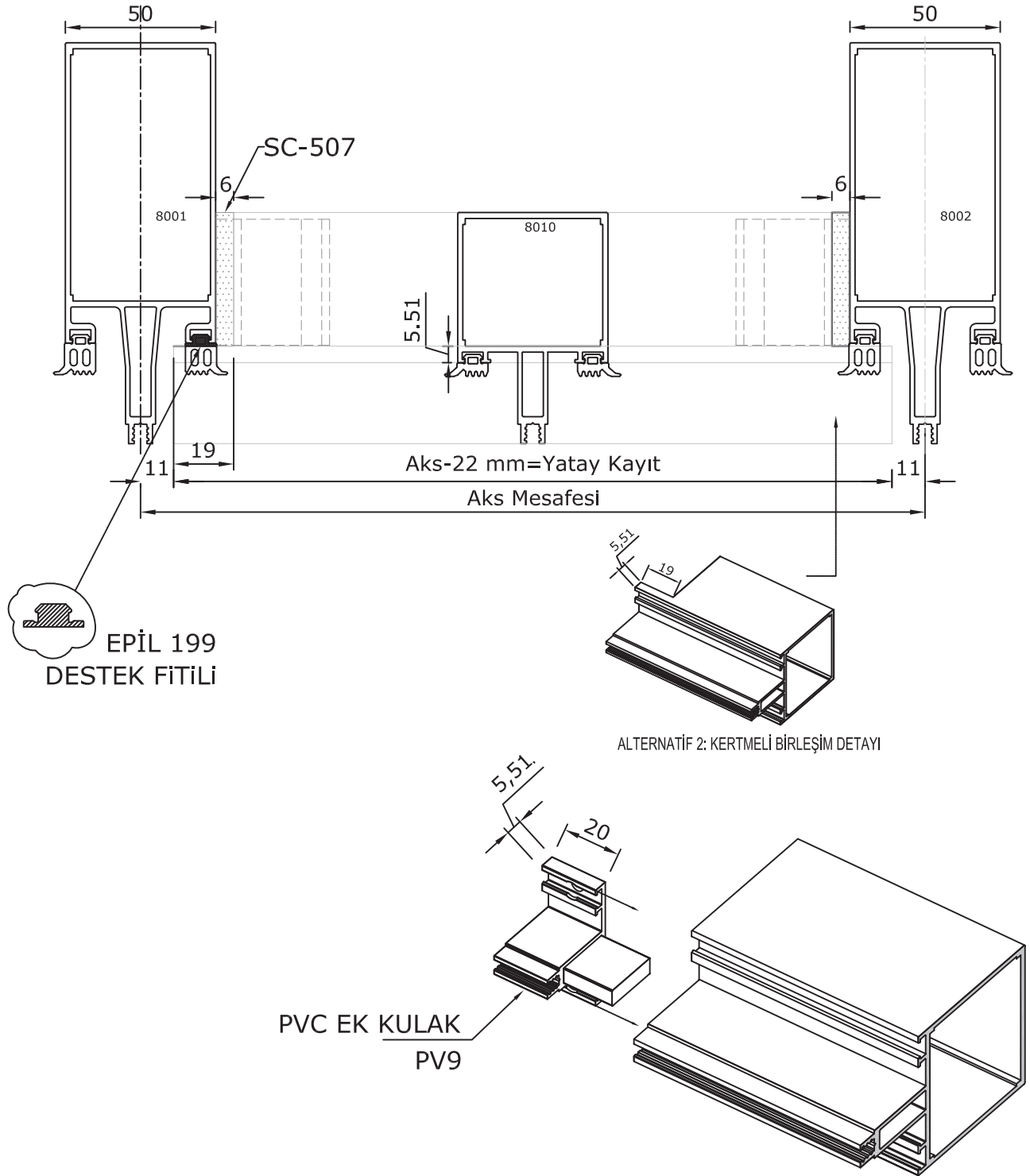
Detay  
Detail 22

ölçek: 1/1.25

**EF-50**  
**KONDENS KANALLI**  
**KESİM PLANLARI VE**  
**MONTAJ ÇİZİMLERİ**  
*CUTTING MEASURES PLANS*  
*AND ASSEMBLY DRAWING*

- KONDENS KANALLI SİSTEM KESİM VE MONTAJ DETAYLARI
- CUTTING MEASURES PLANS AND ASSEMBLY DRAWING

### Kondens Kanallı Sistem Yatay Kayıt İmalat Ölçüsü

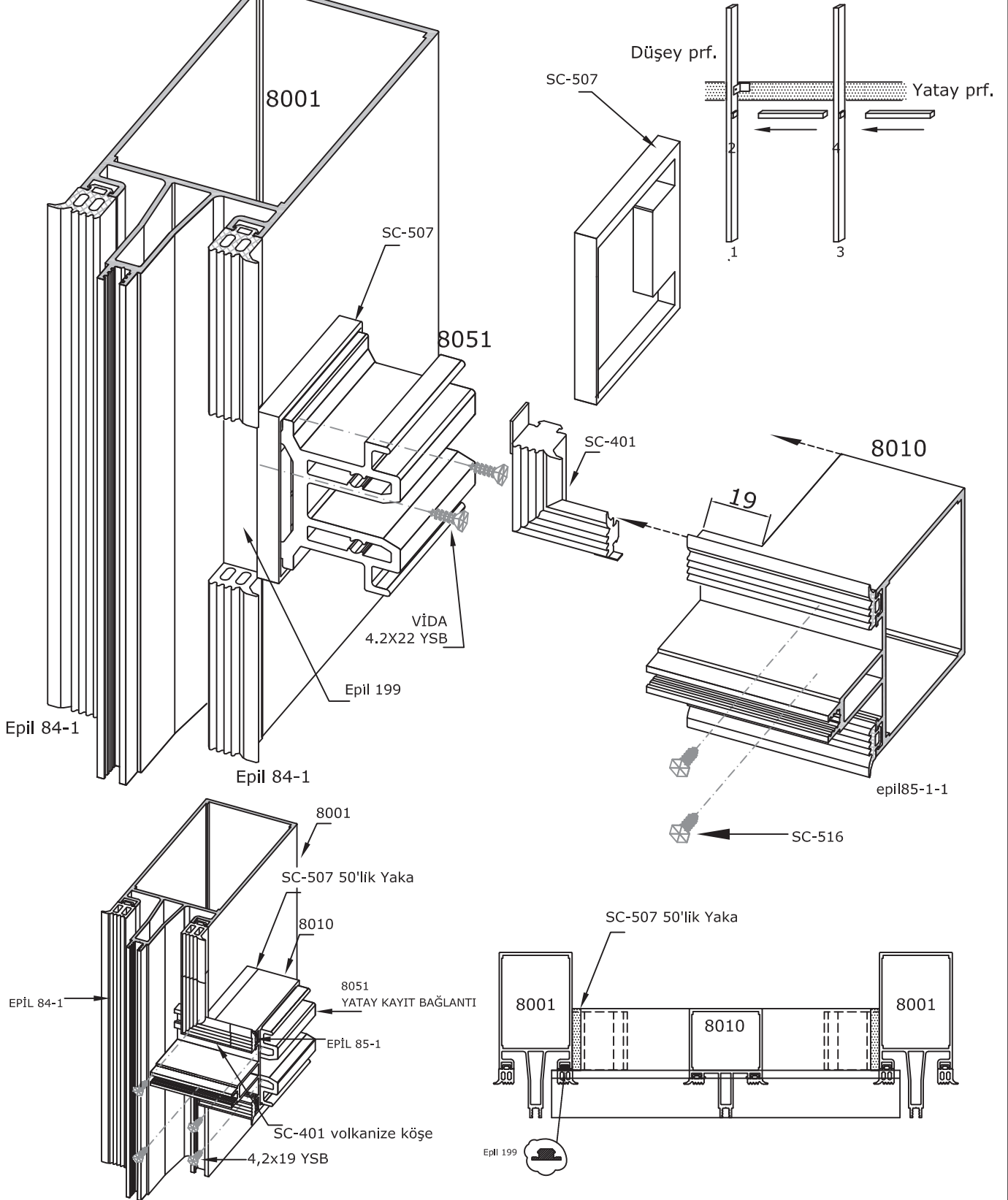


#### UYARI!!!

EPİL 199 KODLU FİTİLİN YERİNDE  
MUTLAKA KULLANILMASI GEREKMEKTEDİR.

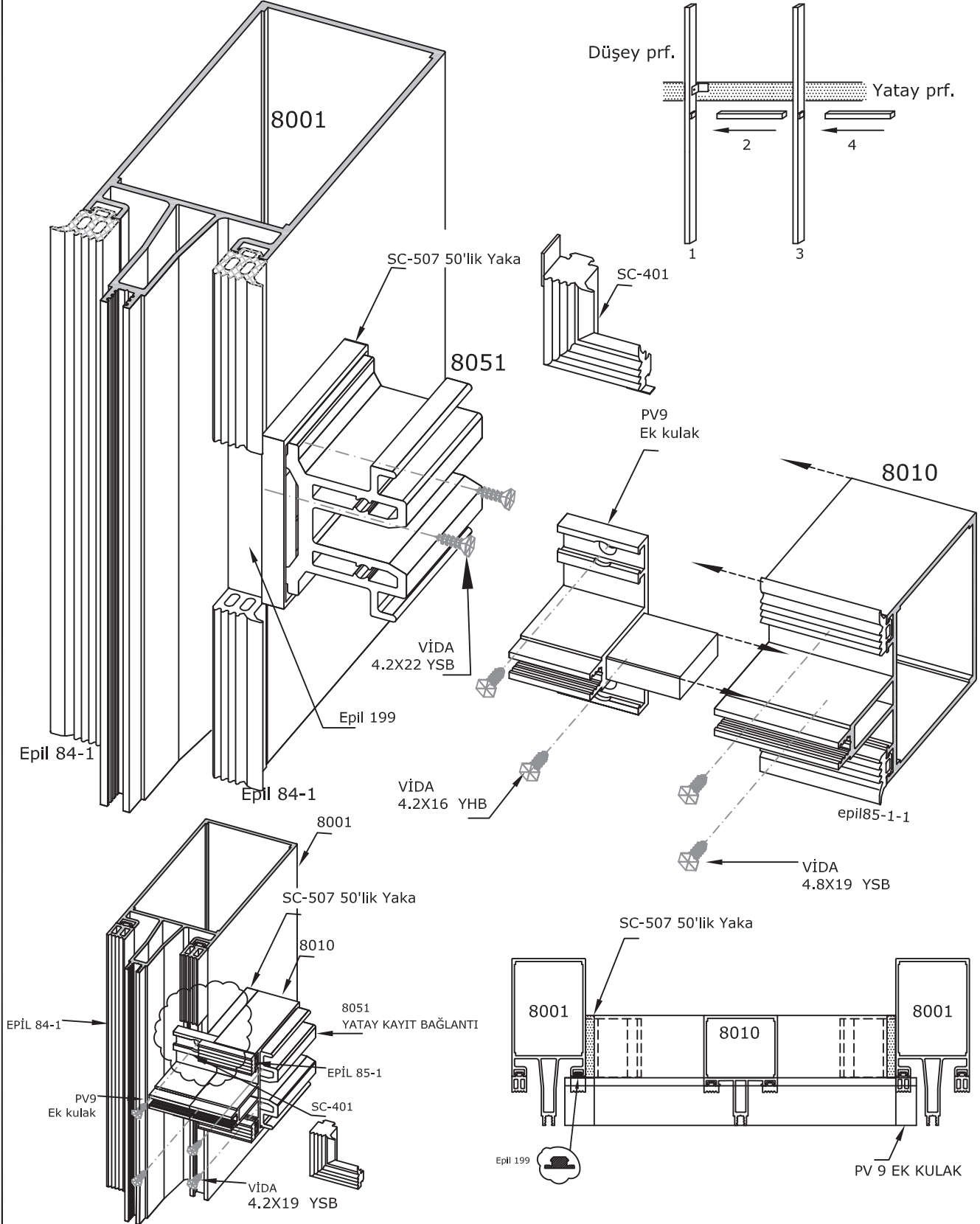
- KONDENS KANALLI SİSTEM KESİM VE MONTAJ DETAYLARI
- CUTTING MEASURES PLANS AND ASSEMBLY DRAWING

**Kondens Kanallı Sistem Yatay Kayıt Montaj Detayı  
(Klasik Bağlantı-Kertmeli Bağlantı ve yaka uygulaması)**



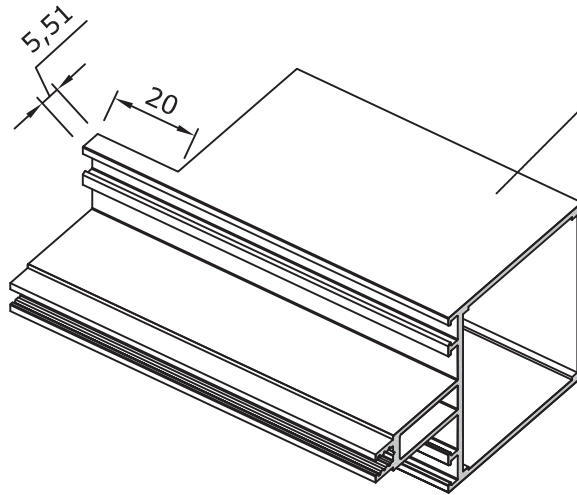
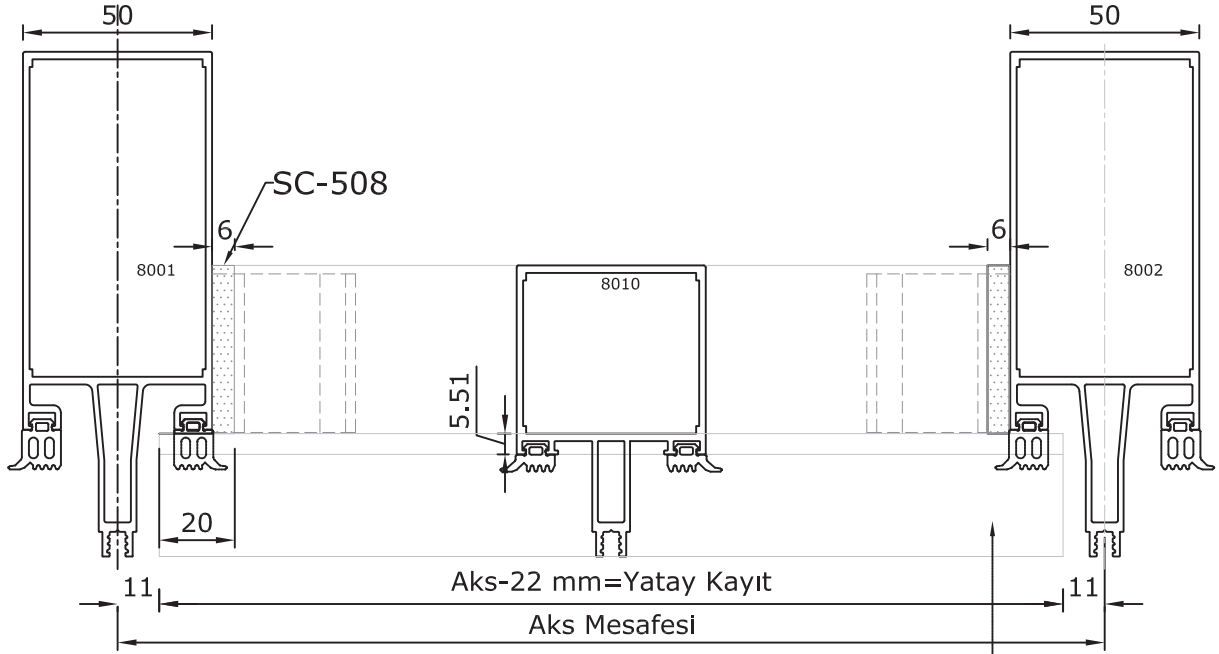
- KONDENS KANALLI SİSTEM KESİM VE MONTAJ DETAYLARI
- CUTTING MEASURES PLANS AND ASSEMBLY DRAWING

### Kondens Kanallı Sistem Yatay Kayıt Montaj Detayı (Klasik Bağlantı-Kertmesiz Bağlantı ve yaka uygulaması)



- KONDENS KANALLI SİSTEM KESİM VE MONTAJ DETAYLARI
- CUTTING MEASURES PLANS AND ASSEMBLY DRAWING

**Kondens Kanallı Sistem Yatay Kayıt İmalat Ölçüsü  
Kırlangıç Bağlantı için**

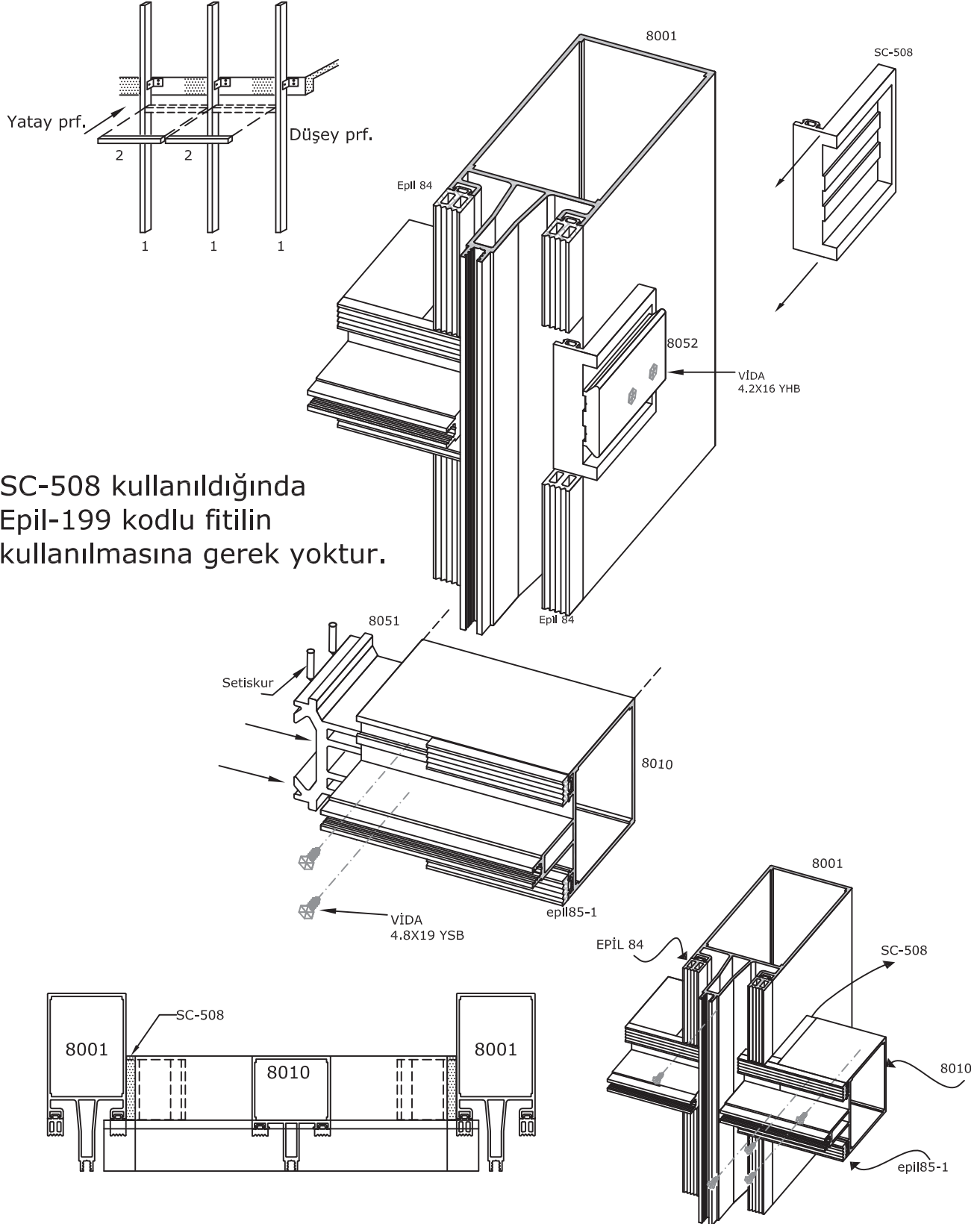


**KERTMELİ BİRLEŞİM DETAYI**



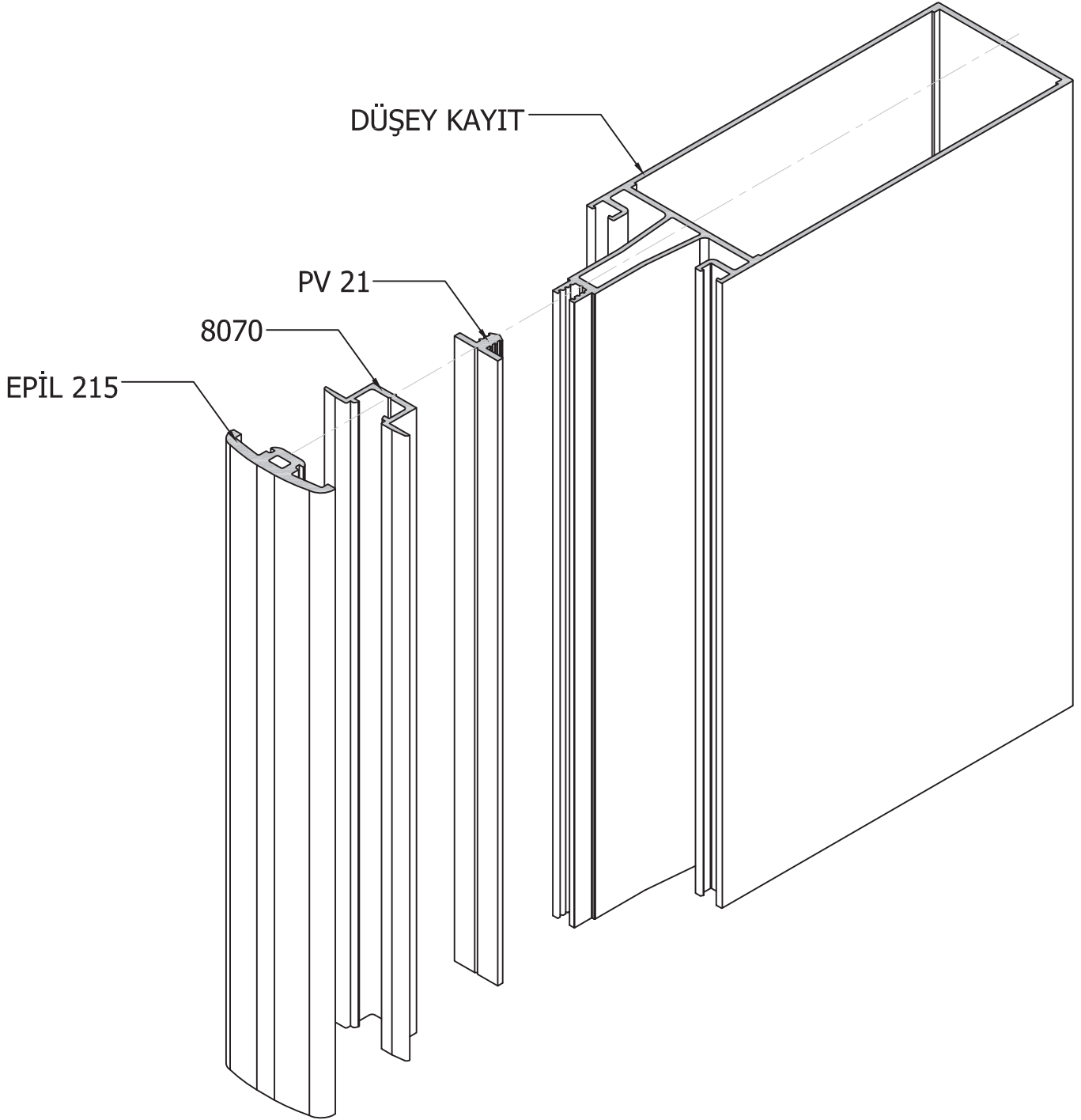
- KONDENS KANALLI SİSTEM KESİM VE MONTAJ DETAYLARI
- CUTTING MEASURES PLANS AND ASSEMBLY DRAWING

### Kondens Kanallı Sistem Yatay Kayıt Montaj Detayı (Kırlangıç Bağlantı ve yaka uygulaması)



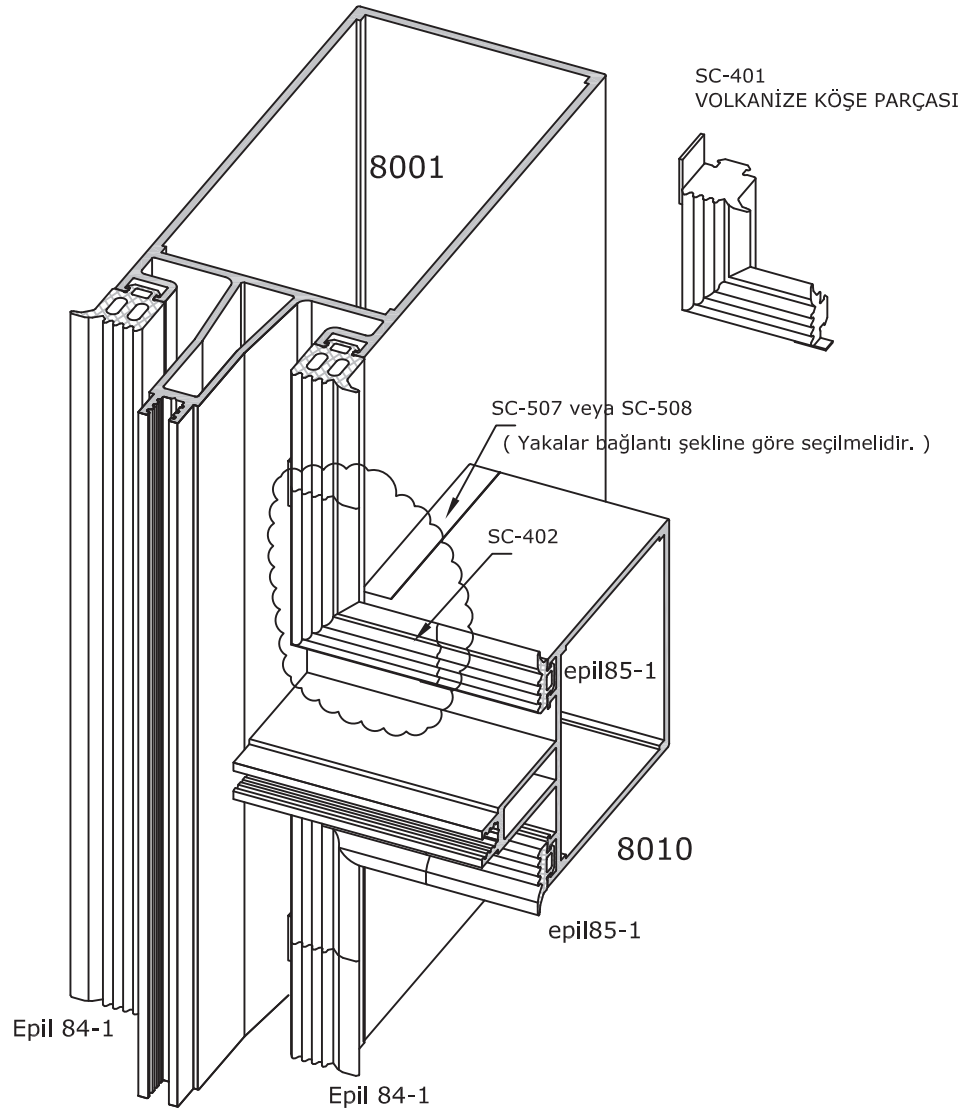
- KONDENS KANALLI SİSTEM KESİM VE MONTAJ DETAYLARI
- CUTTING MEASURES PLANS AND ASSEMBLY DRAWING

8070 Güvenlik çitası boy halinde uygulanır.  
Güvenlik çitası arkasına 1 mm lik norton bant uygulanır.  
Güvenlik Çitası havşa başlı vida ile sabitlenir.  
Güvenlik çitasına havşa açılmalıdır.  
Fıtil güvenlik çitasının üzerine boy halinde geçirilir.  
Dikkat: Sabit camların yüksekliği 120 cm' yi geçmemelidir.



- KONDENS KANALLI SİSTEM KESİM VE MONTAJ DETAYLARI
- CUTTING MEASURES PLANS AND ASSEMBLY DRAWING

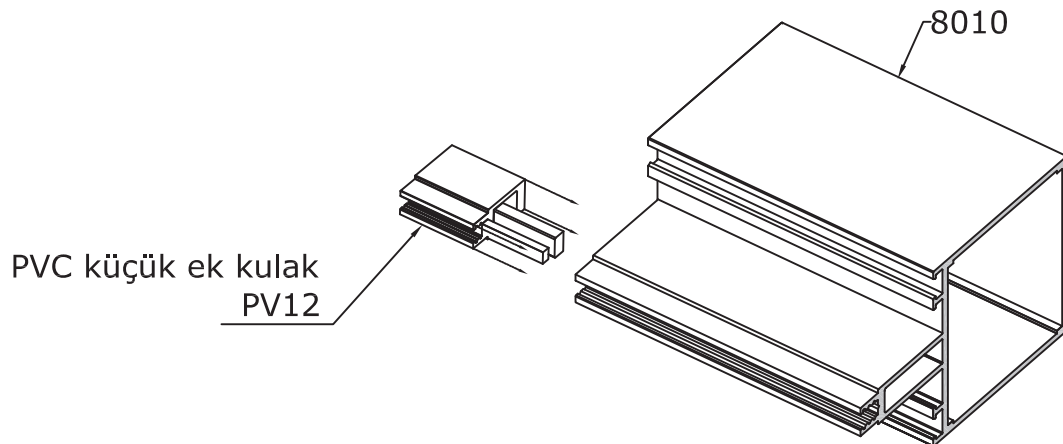
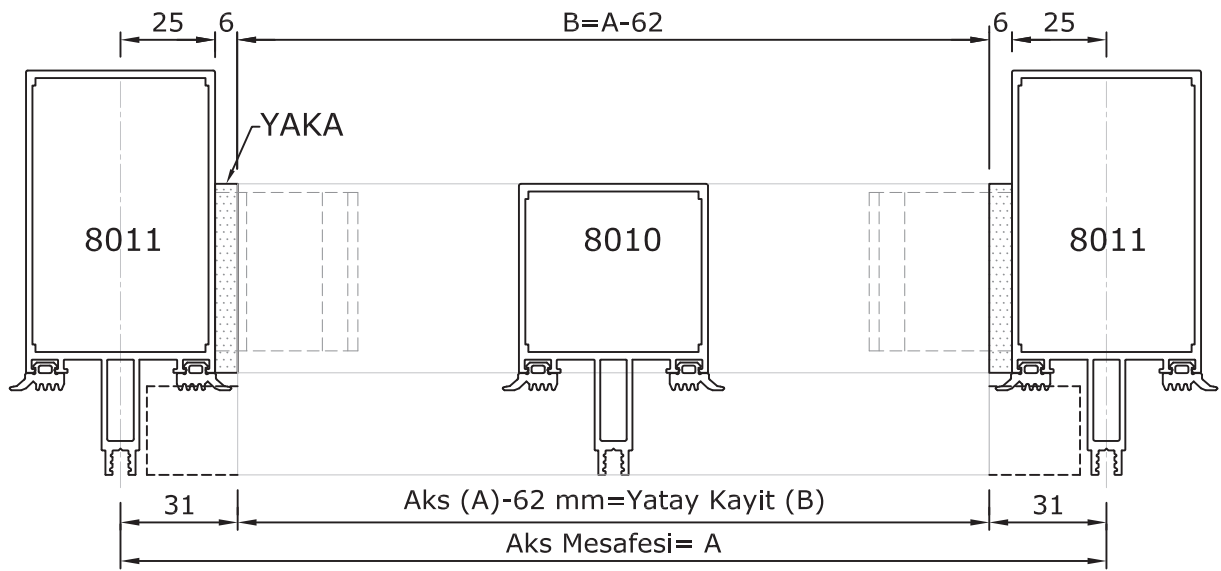
### Kondens Kanallı Sistem Fitil Montaj Detayı



**EF-50**  
**KLASİK SİSTEM**  
**MONTAJ ÇİZİMLERİ**  
***CUTTING MEASURES PLANS***  
***ASSEMBLY DRAWING***

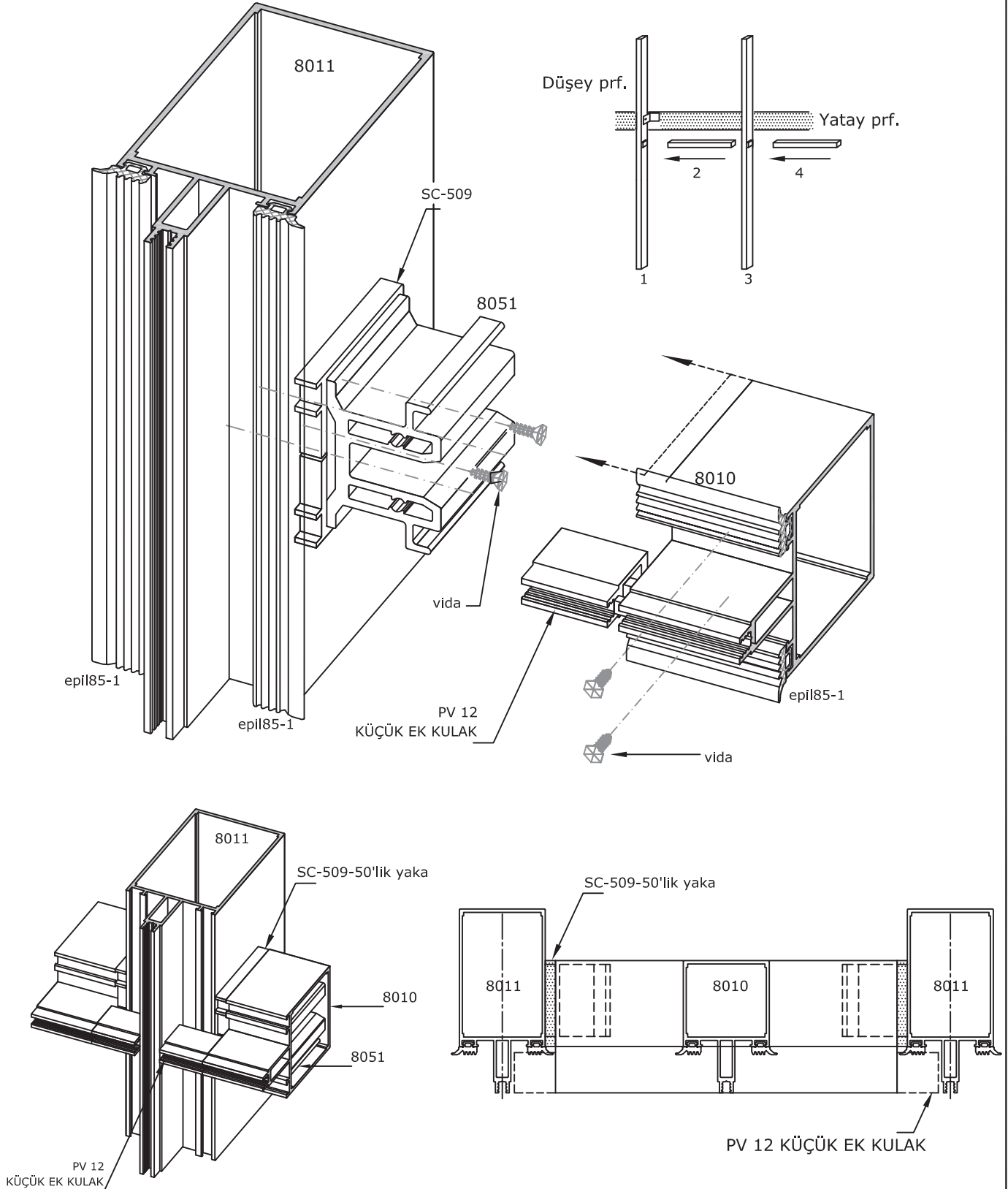
- KLASİK SİSTEM KESİM VE MONTAJ DETAYLARI
- CUTTING MEASURES PLANS AND ASSEMBLY DRAWING

## Klasik Sistem Yatay Kayıt İmalat Ölçüsü



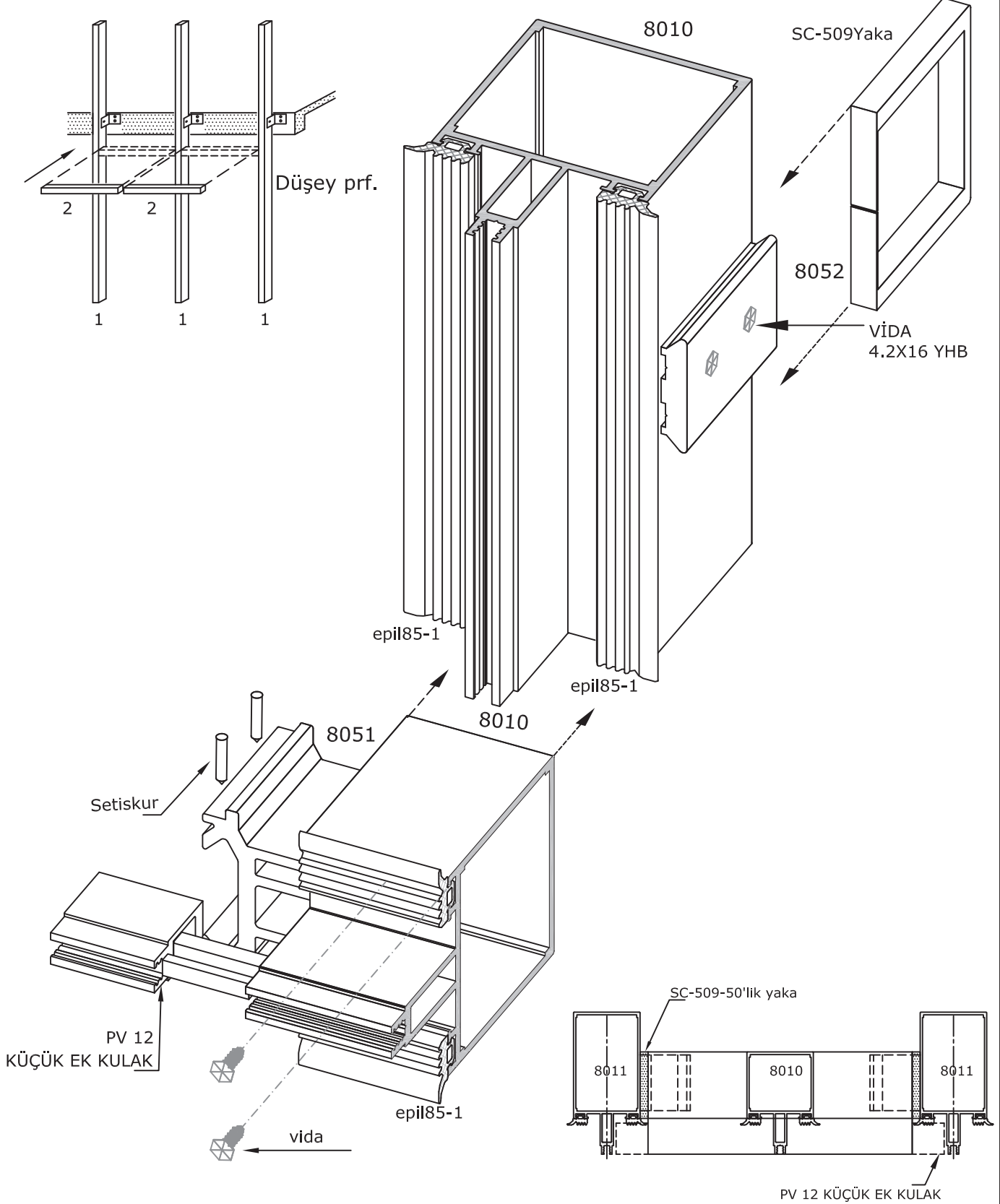
- KLASİK SİSTEM KESİM VE MONTAJ DETAYLARI
- CUTTING MEASURES PLANS AND ASSEMBLY DRAWING

### Klasik Sistem Yatay Kayıt Montaj Detayı (Klasik Bağlantı)



- KLASİK SİSTEM KESİM VE MONTAJ DETAYLARI
- CUTTING MEASURES PLANS AND ASSEMBLY DRAWING

## Klasik Sistem Yatay Kayıt Montaj Detayı (Kırlangıç Bağlantı)



EF-50  
GENEL

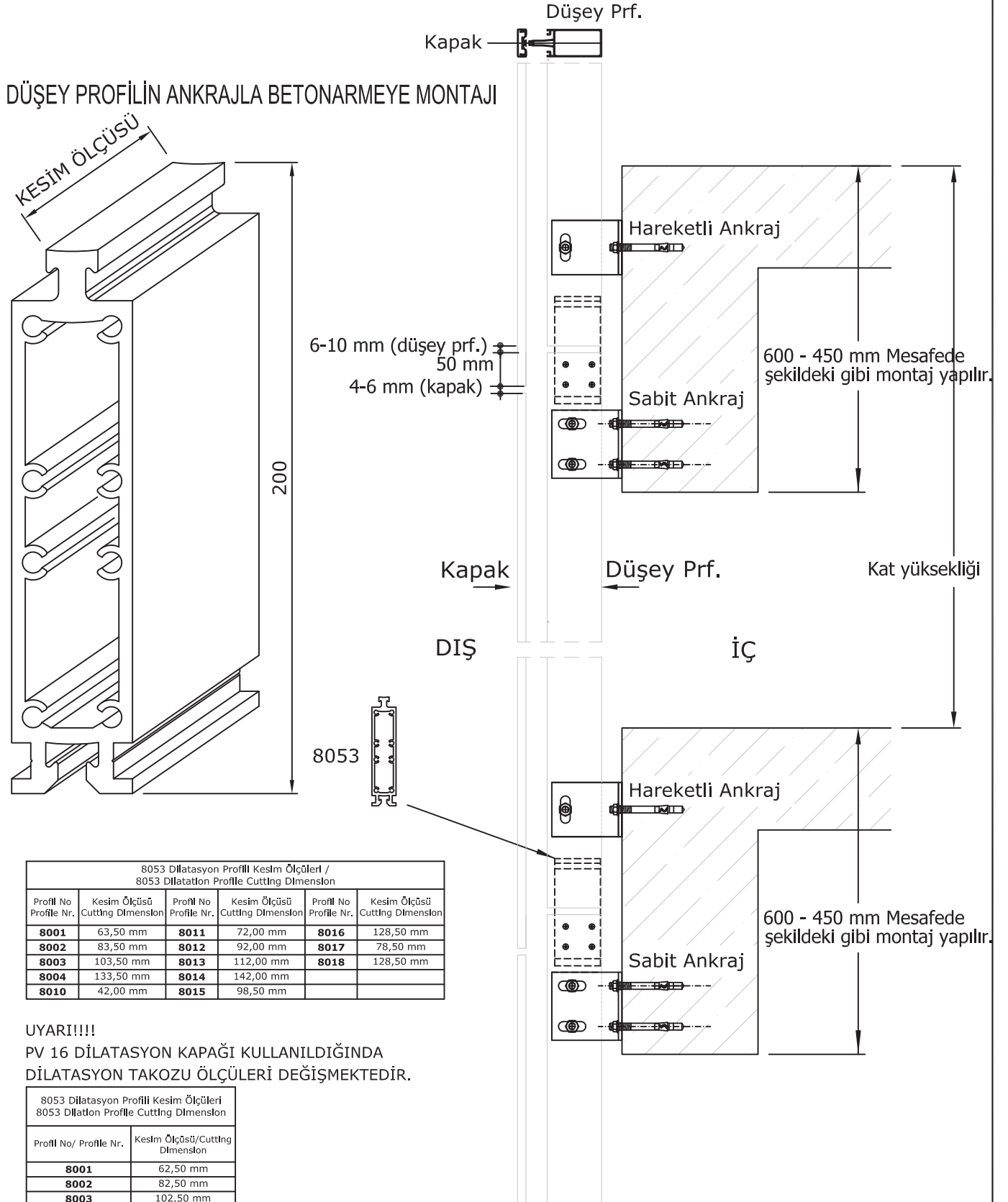
KESİM PLANLARI VE  
MONTAJ ÇİZİMLERİ  
*CUTTING MEASURES PLANS  
AND ASSEMBLY DRAWING*



- GENEL KESİM PLANLARI VE MONTAJ ÇİZİMLERİ
- CUTTING MEASURES PLANS AND ASSEMBLY DRAWING

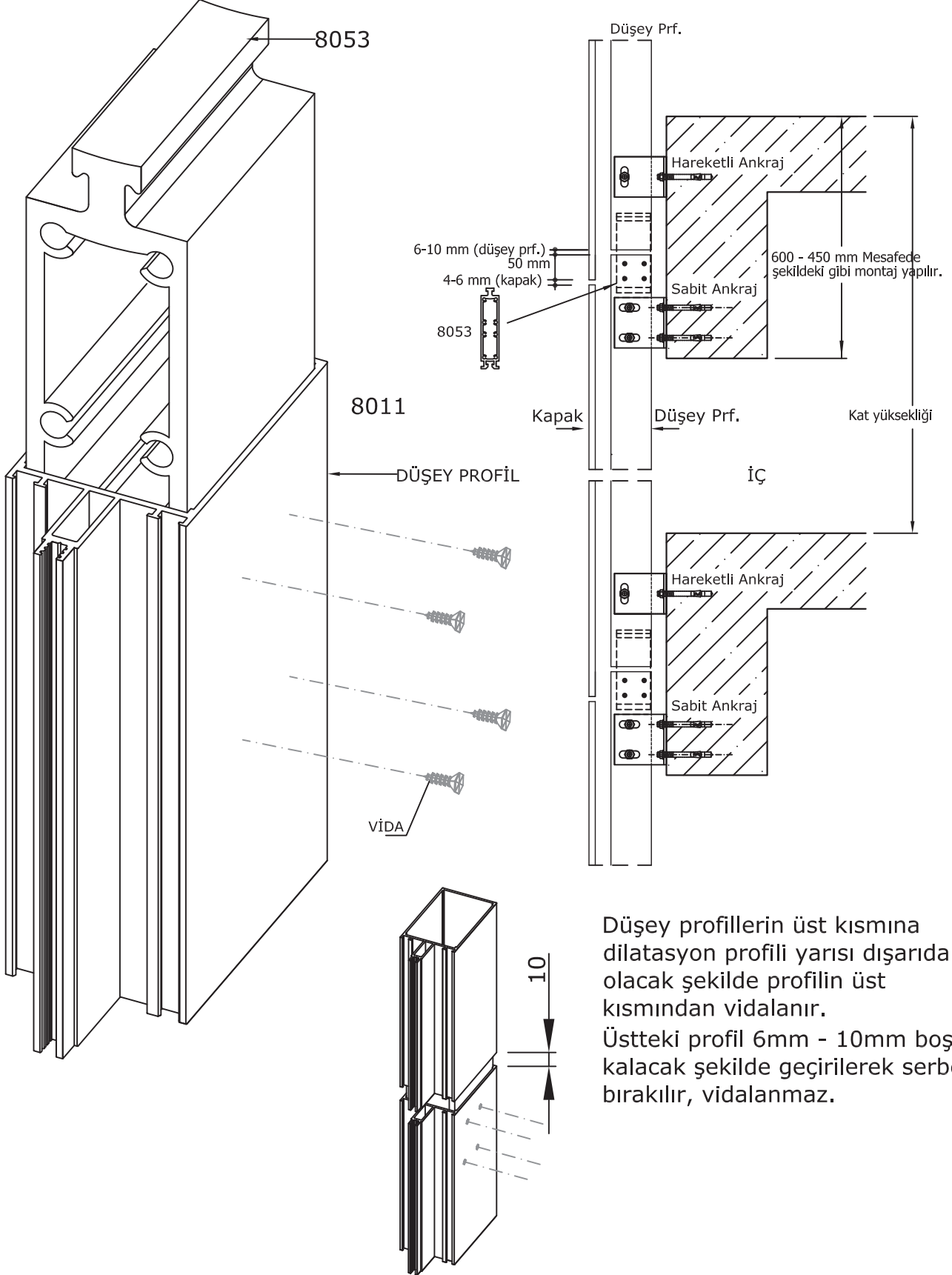
## Düsey Profilin Ankrajlarla Cepheye Montajı

### DÜŞEY PROFİLİN ANKRAJLA BETONARMEYE MONTAJI



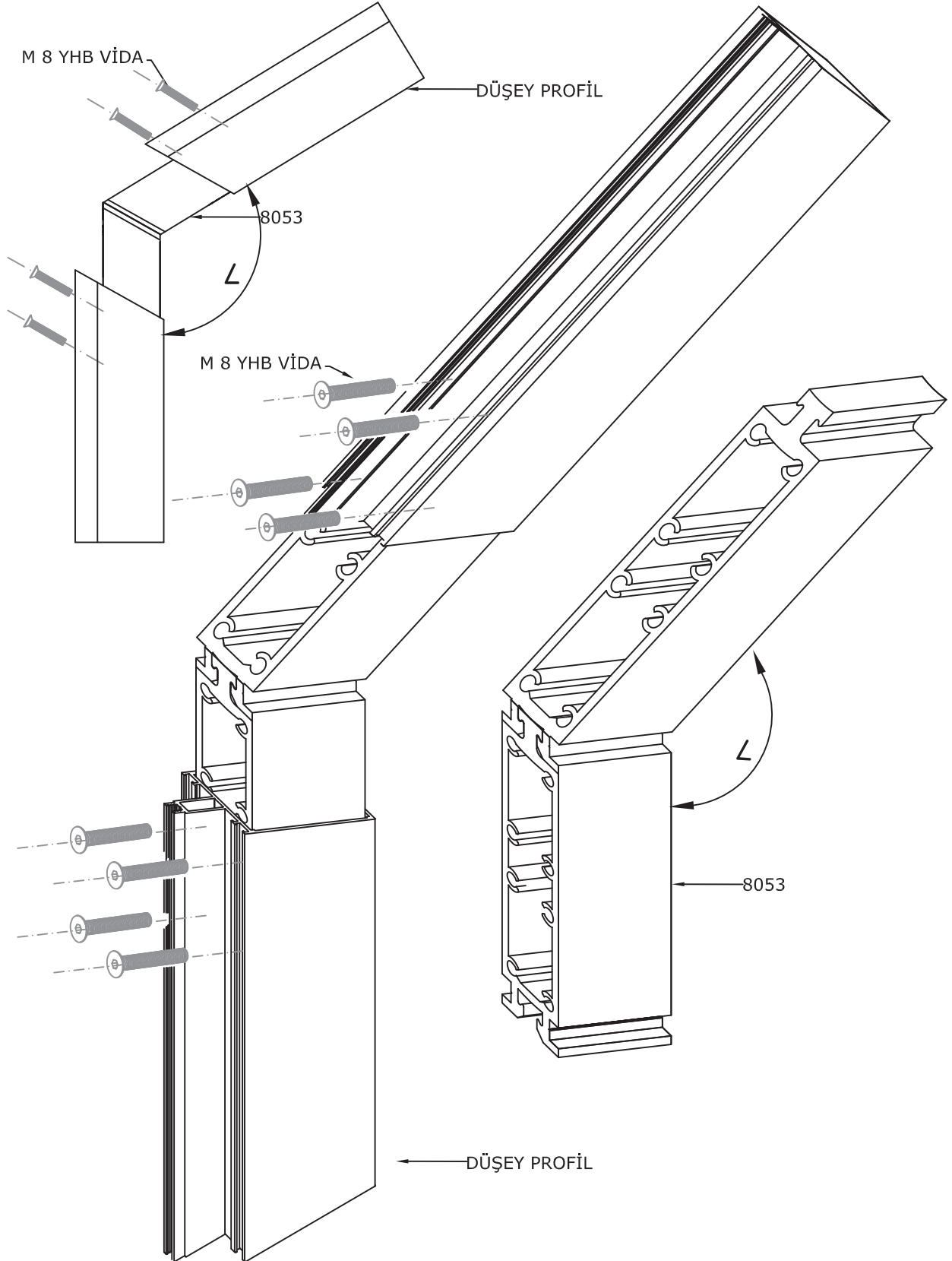
- GENEL KESİM PLANLARI VE VE MONTAJ ÇİZİMLERİ
- CUTTING MEASURES PLANS AND ASSEMBLY DRAWING

### DİLATASYON PROFİLİ MONTAJ DETAYI



- GENEL KESİM PLANLARI VE VE MONTAJ ÇİZİMLERİ
- CUTTING MEASURES PLANS AND ASSEMBLY DRAWING

AÇILI DÜŞEY PROFİL MONTAJ ŞEMASI

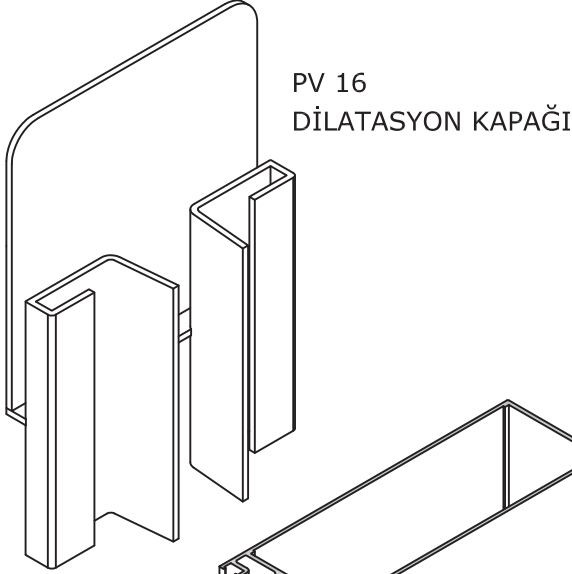


- GENEL KESİM PLANLARI VE VE MONTAJ ÇİZİMLERİ
- CUTTING MEASURES PLANS AND ASSEMBLY DRAWING

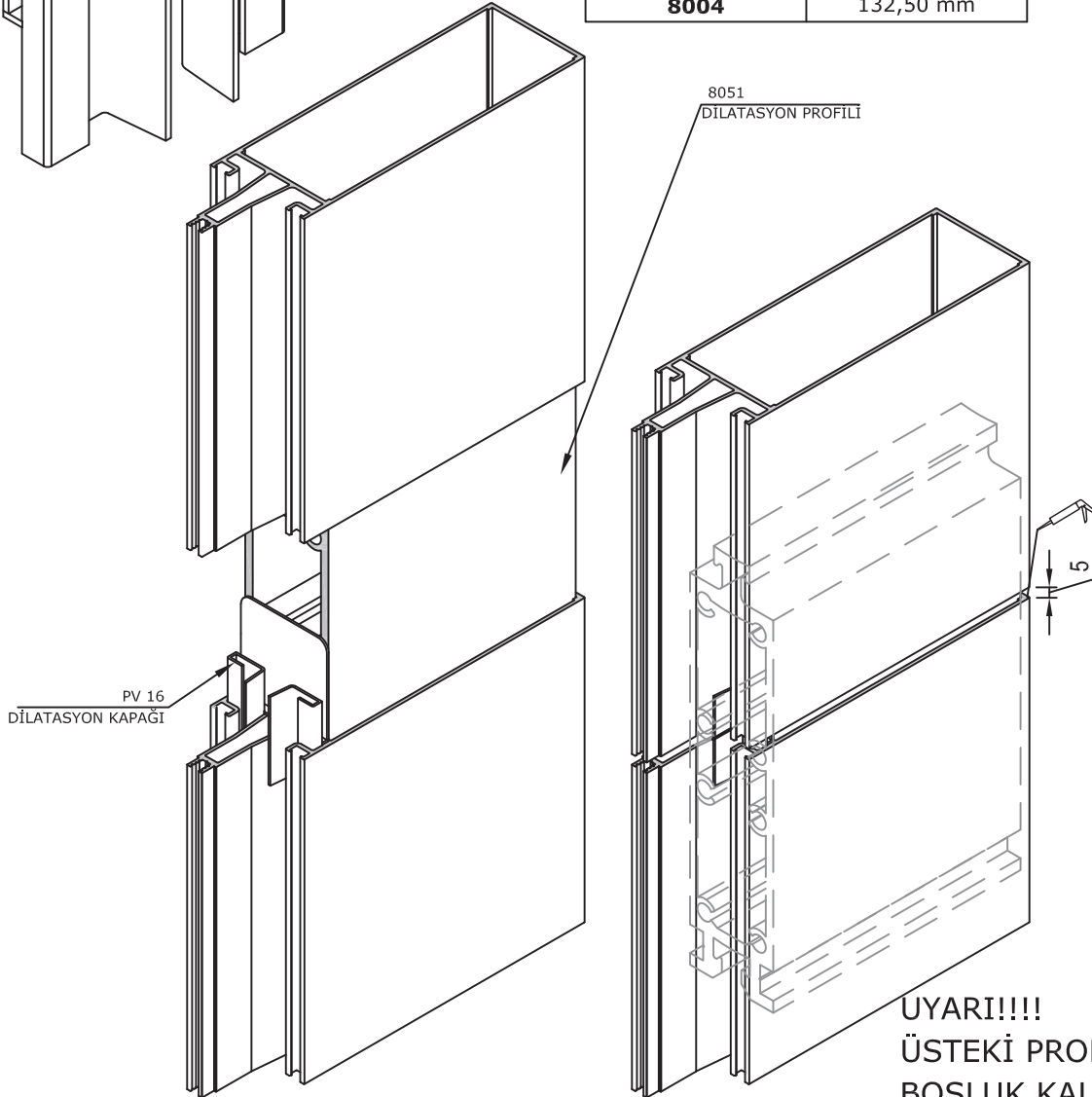
## DİLATASYON KAPAK MONTAJI

UYARI!!!!

PV 16 DİLATASYON KAPAĞI KULLANILDIĞINDA  
DİLATASYON PROFİLİ ÖLÇÜLERİ DEĞİŞMEKTDİR.



8053 Dilatasyon Profili Kesim Ölçüleri 8053 Dilation Profile Cutting Dimension	
Profil No/ Profile Nr.	Kesim Ölçüsü/Cutting Dimension
<b>8001</b>	62,50 mm
<b>8002</b>	82,50 mm
<b>8003</b>	102,50 mm
<b>8004</b>	132,50 mm

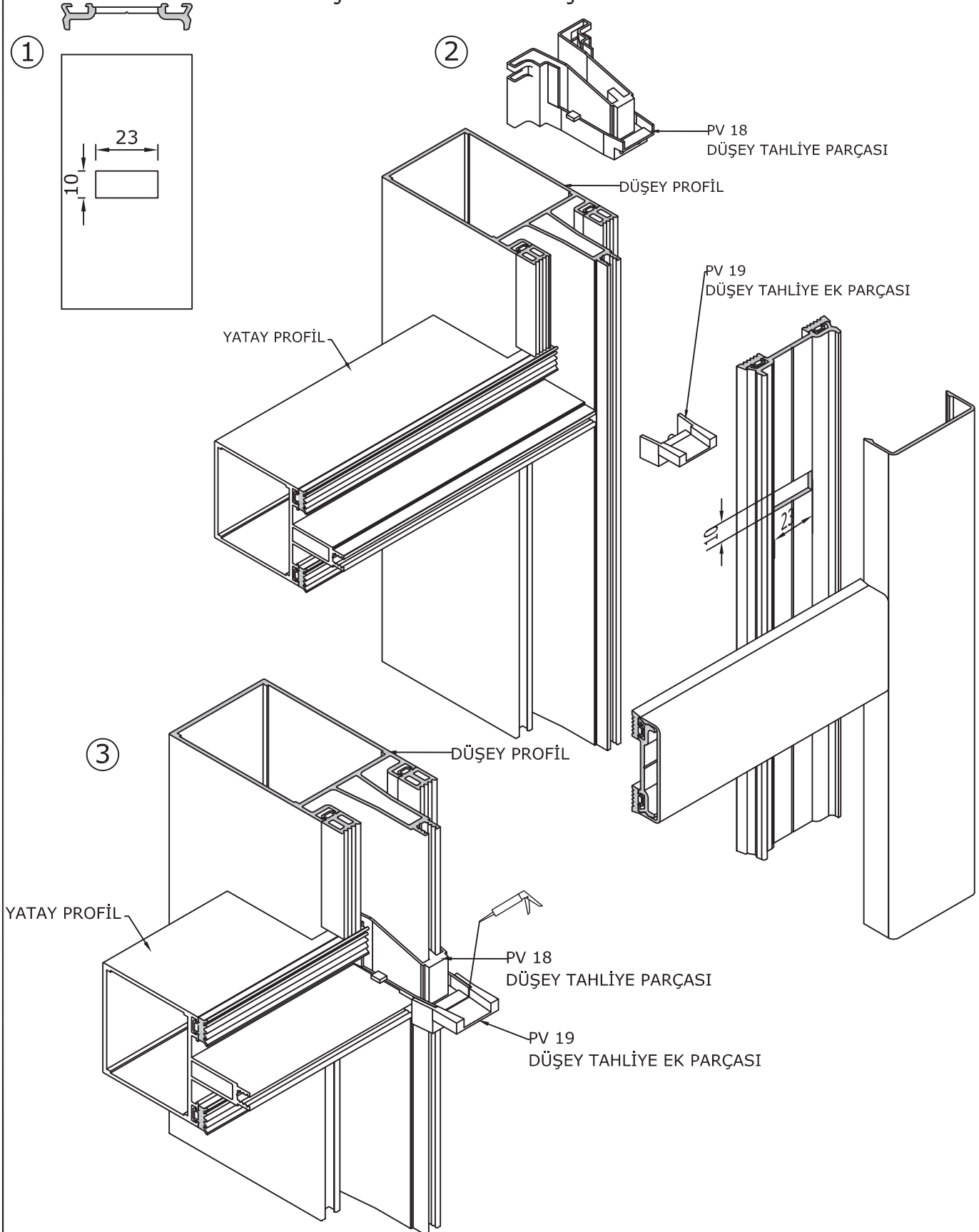


UYARI!!!!

ÜSTEKİ PROFİL 5 mm  
BOŞLUK KALACAK ŞEKİLDE  
GEÇİRİLİR VİDALANMAZ  
TÜM EK YERİ DERZİNE  
SİLİKON ÇEKİLİR.

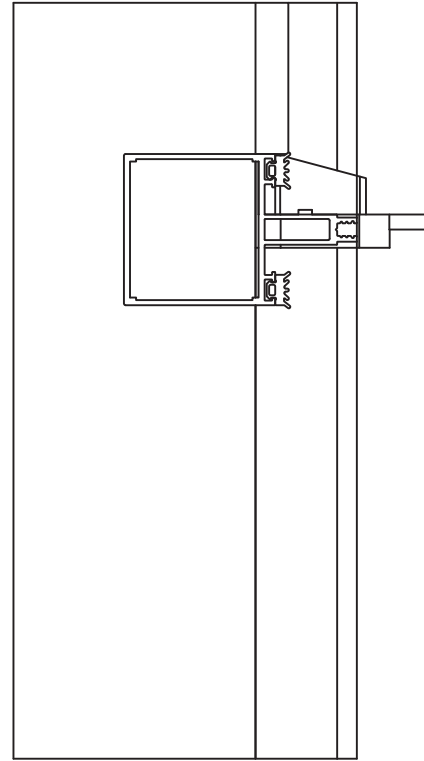
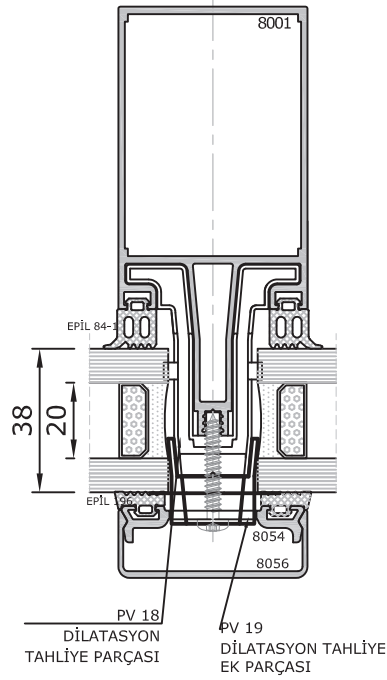
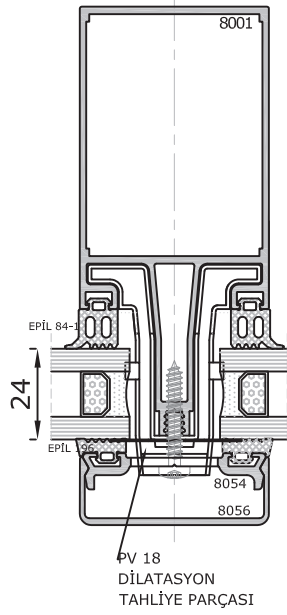
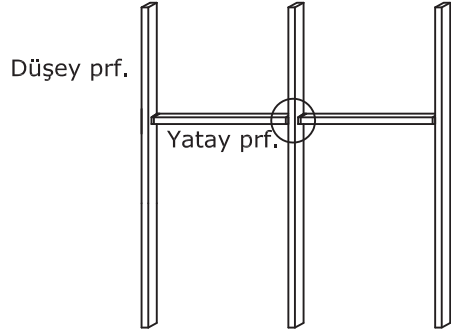
- GENEL KESİM PLANLARI VE VE MONTAJ ÇİZİMLERİ
- CUTTING MEASURES PLANS AND ASSEMBLY DRAWING

## DÜŞEY TAHLİYE PARÇASI MONTAJI



- GENEL KESİM PLANLARI VE VE MONTAJ ÇİZİMLERİ
- CUTTING MEASURES PLANS AND ASSEMBLY DRAWING

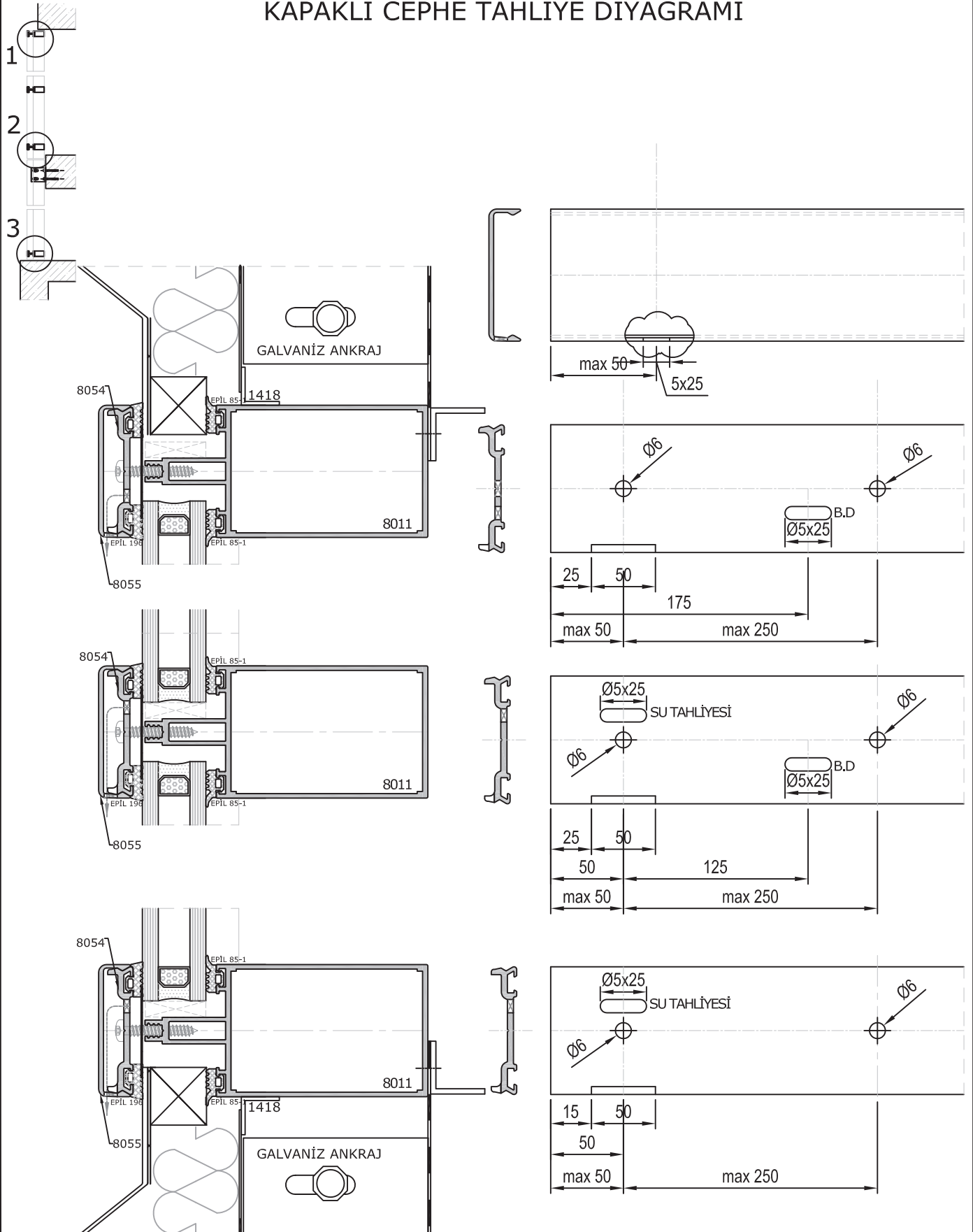
## DÜŞEY TAHLİYE PARÇASI MONTAJI



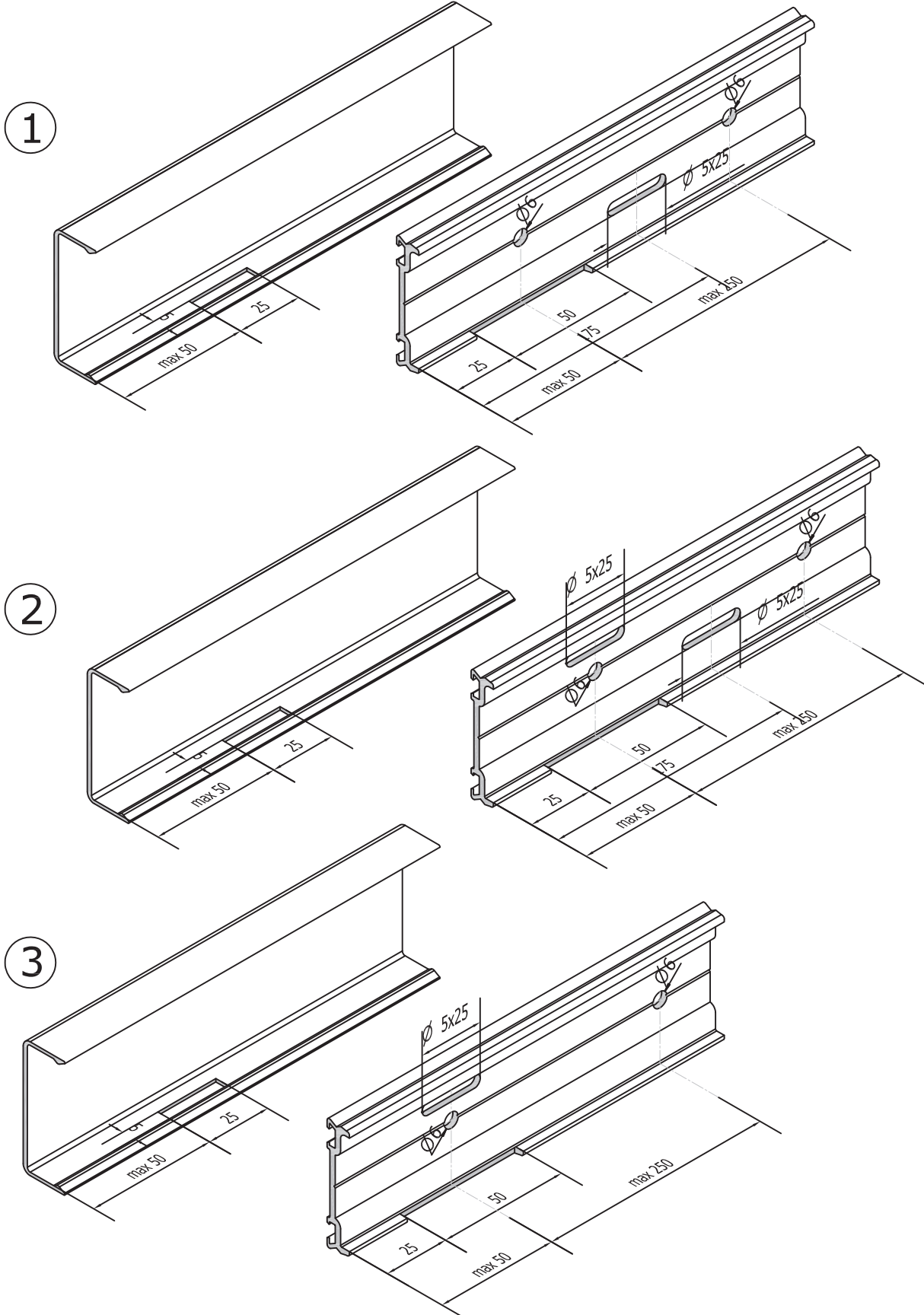
- ① DÜŞEY BASKI PR. 10X23 MM ÖLÇÜLERİNDE YUVA AÇILIR
- ② PV 18 DÜŞEY PROFİLE TAKILIR
- ③ PV 19 CAM KALINLIĞINA GÖRE PV 18 SİLİKONLANARAK TAKILIR  
26MM CAM KALINLIĞINDAN SONRA PV 19 KULLANILMASI  
GEREKMEKTEDİR.

- GENEL KESİM PLANLARI VE MONTAJ ÇİZİMLERİ
- CUTTING MEASURES PLANS AND ASSEMBLY DRAWING

## KAPAKLI CEPHE TAHLİYE DİYAGRAMI



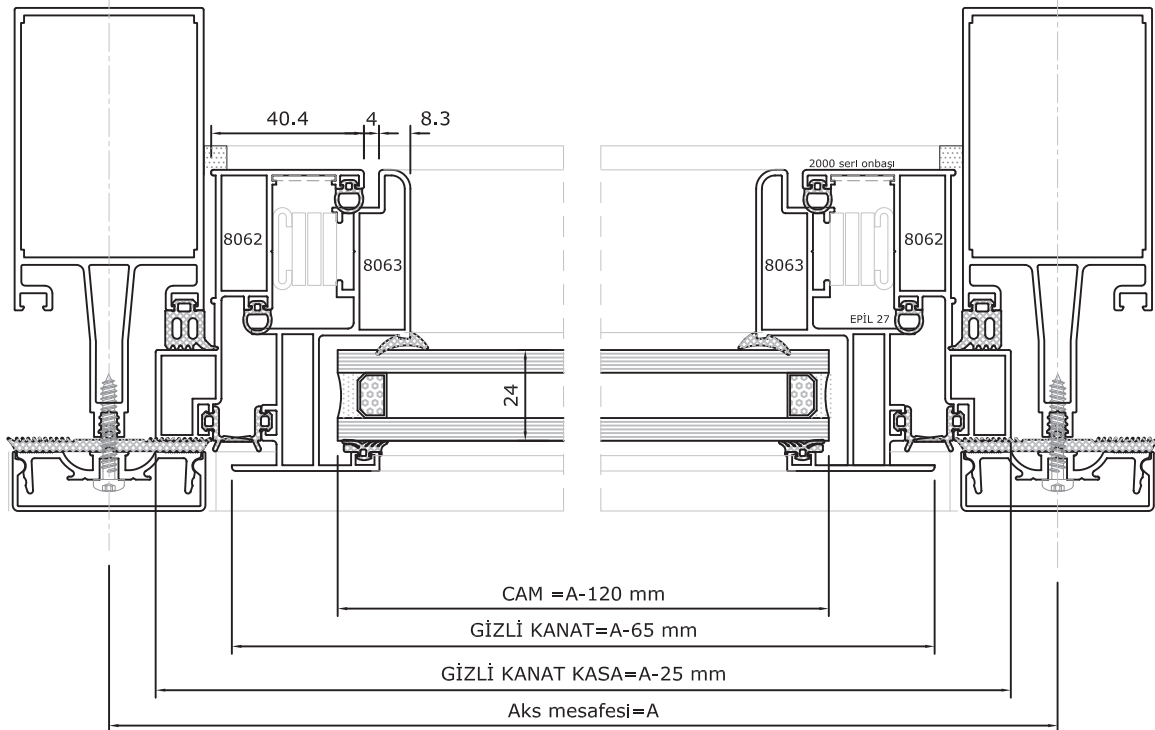
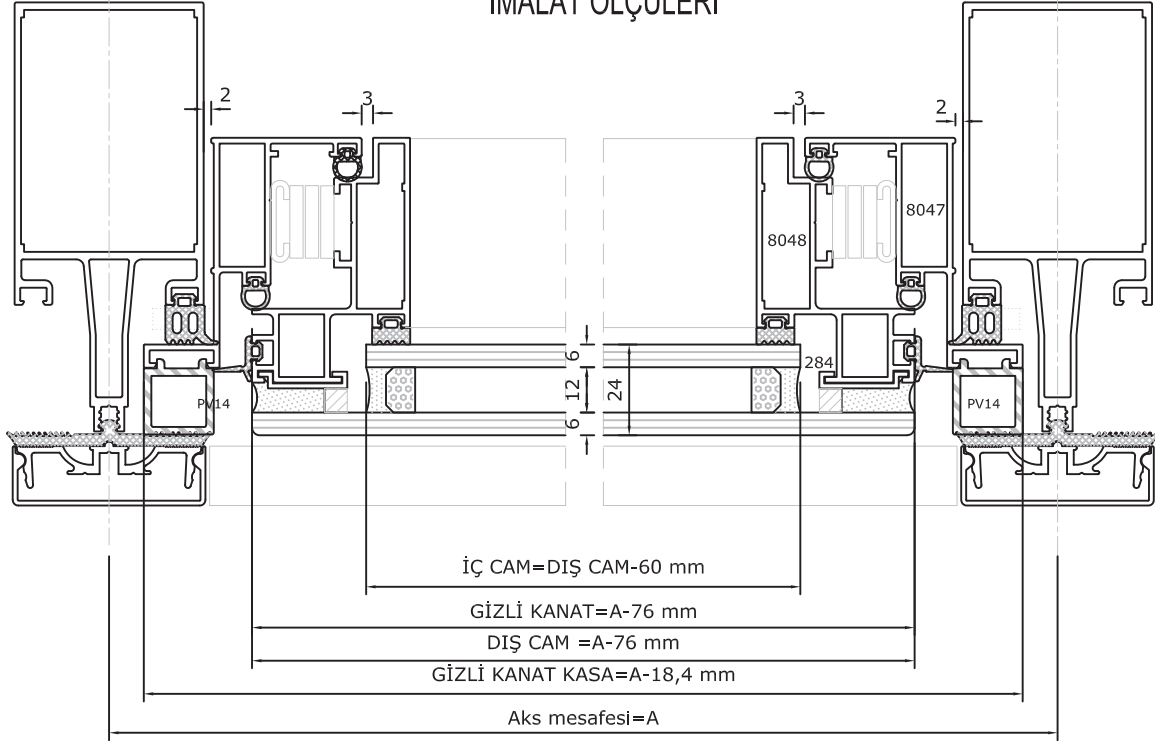
- GENEL KESİM PLANLARI VE MONTAJ ÇİZİMLERİ
- CUTTING MEASURES PLANS AND ASSEMBLY DRAWING





- GENEL KESİM PLANLARI VE VE MONTAJ ÇİZİMLERİ
- CUTTING MEASURES PLANS AND ASSEMBLY DRAWING

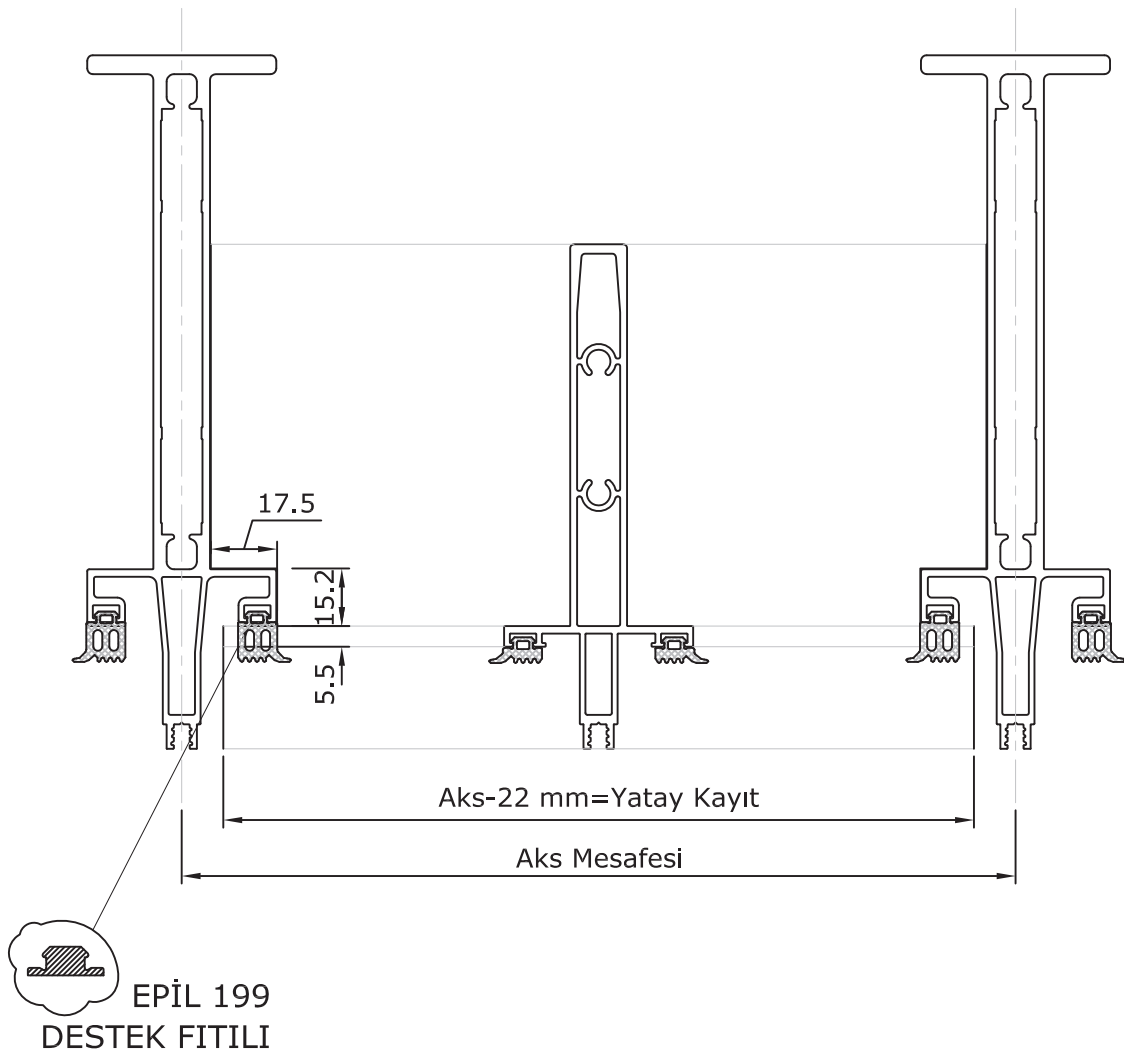
### KAPAKLI CEPHE DIŞA AÇILIR KANAT İMALAT ÖLÇÜLERİ



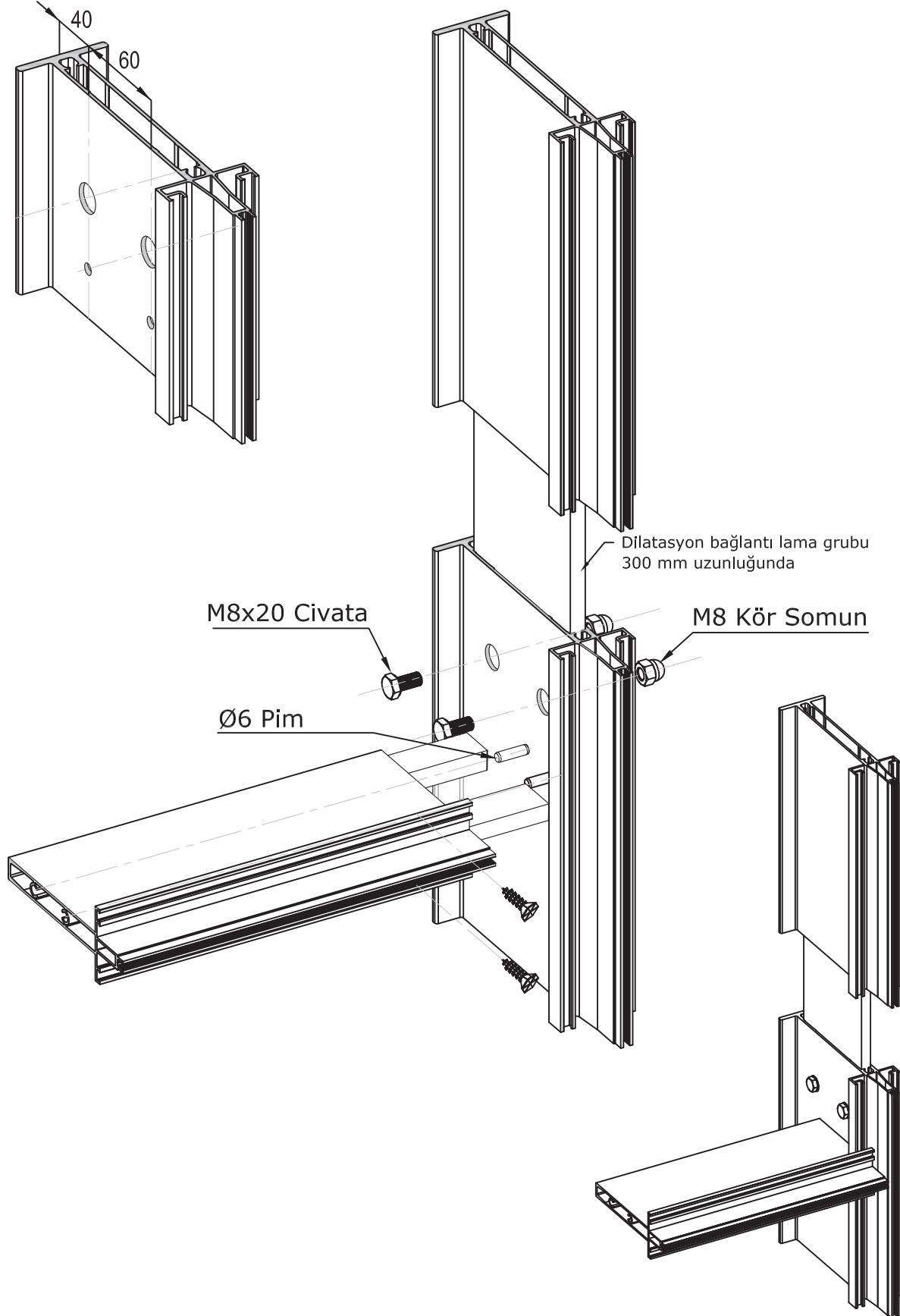
EF-50  
ÇELİK GÖRÜNÜMLÜ CEPHE  
KESİM PLANLARI VE  
MONTAJ ÇİZİMLERİ  
*CUTTING MEASURES PLANS  
AND ASSEMBLY DRAWING*

- ÇELİK GÖRÜNÜMLÜ CEPHE KESİM VE MONTAJ DETAYLARI
- CUTTING MEASURES PLANS AND ASSEMBLY DRAWING

Çelik Görünümlü Sistem Yatay Kayıt İmalat Ölçüsü



- ÇELİK GÖRÜNÜMLÜ CEPHE KESİM VE MONTAJ DETAYLARI
- CUTTING MEASURES PLANS AND ASSEMBLY DRAWING



- ÇELİK GÖRÜNÜMLÜ CEPHE KESİM VE MONTAJ DETAYLARI
- CUTTING MEASURES PLANS AND ASSEMBLY DRAWING

## ÇELİK GÖRÜNÜMLÜ CEPHE DİLATASYON KAPAK MONTAJI

