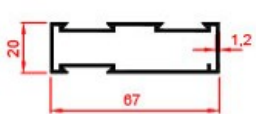
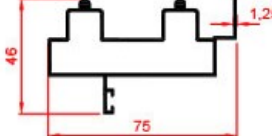
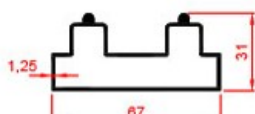
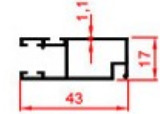
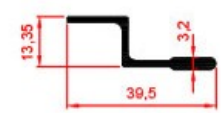
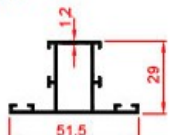
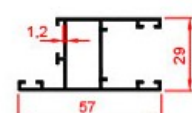

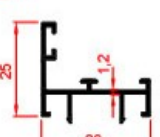
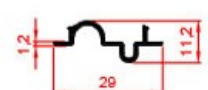
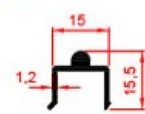
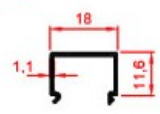

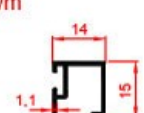
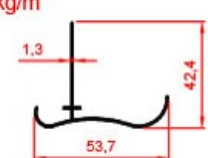
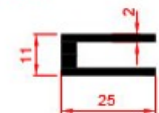
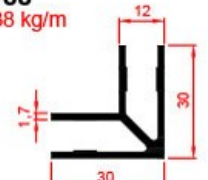
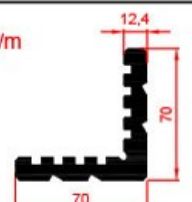
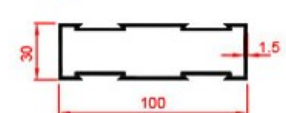
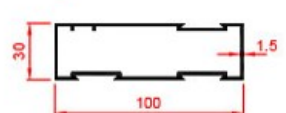
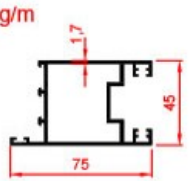
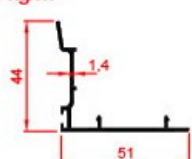
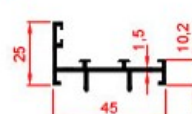
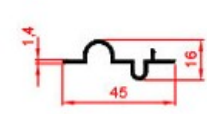
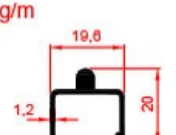
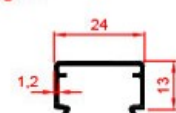
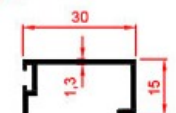
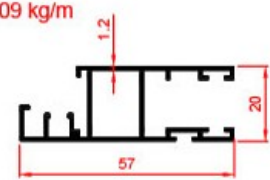
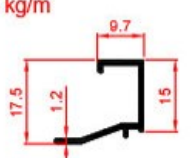
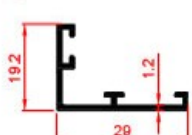
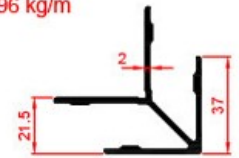
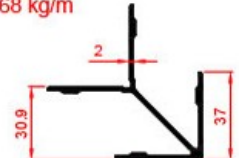




## SİSTEMLER KATOLOĞU



TUBA SÜRME SERİSİ

<b>130</b> 0.661 kg/m 	<b>143</b> 0.939 kg/m 	<b>1242</b> 0.779 kg/m 	<b>1243</b> 0.434 kg/m 
<b>1240</b> 0.285 kg/m 	<b>258</b> 0.518 kg/m 	<b>132</b> 0.618 kg/m 	<b>135</b> 0.261 kg/m 
<b>134</b> 0.307 kg/m 	<b>137</b> 0.160 kg/m 	<b>131</b> 0.166 kg/m 	<b>290</b> 0.139 kg/m 
<b>136</b> 0.131 kg/m 	<b>138</b> 0.173 kg/m 	<b>1241</b> 0.390 kg/m 	<b>141</b> 0.346 kg/m 
<b>188</b> 0.538 kg/m 	<b>413</b> 3.667 kg/m 	<b>147</b> 1.207 kg/m 	<b>150</b> 1.170 kg/m 
<b>144</b> 1.275 kg/m 	<b>145</b> 0.426 kg/m 	<b>149</b> 0.451 kg/m 	<b>146</b> 0.272 kg/m 
<b>148</b> 0.222 kg/m 	<b>166</b> 0.196 kg/m 	<b>170</b> 0.259 kg/m 	<b>2276</b> 0.609 kg/m 
<b>2277</b> 0.145 kg/m 	<b>1086</b> 0.217 kg/m 	<b>500</b> 0.996 kg/m 	<b>506</b> 1.068 kg/m 

147 ve 150 no'lu profillerin çavuş bağlantısı

144 no'lu profilin çavuş bağlantısı