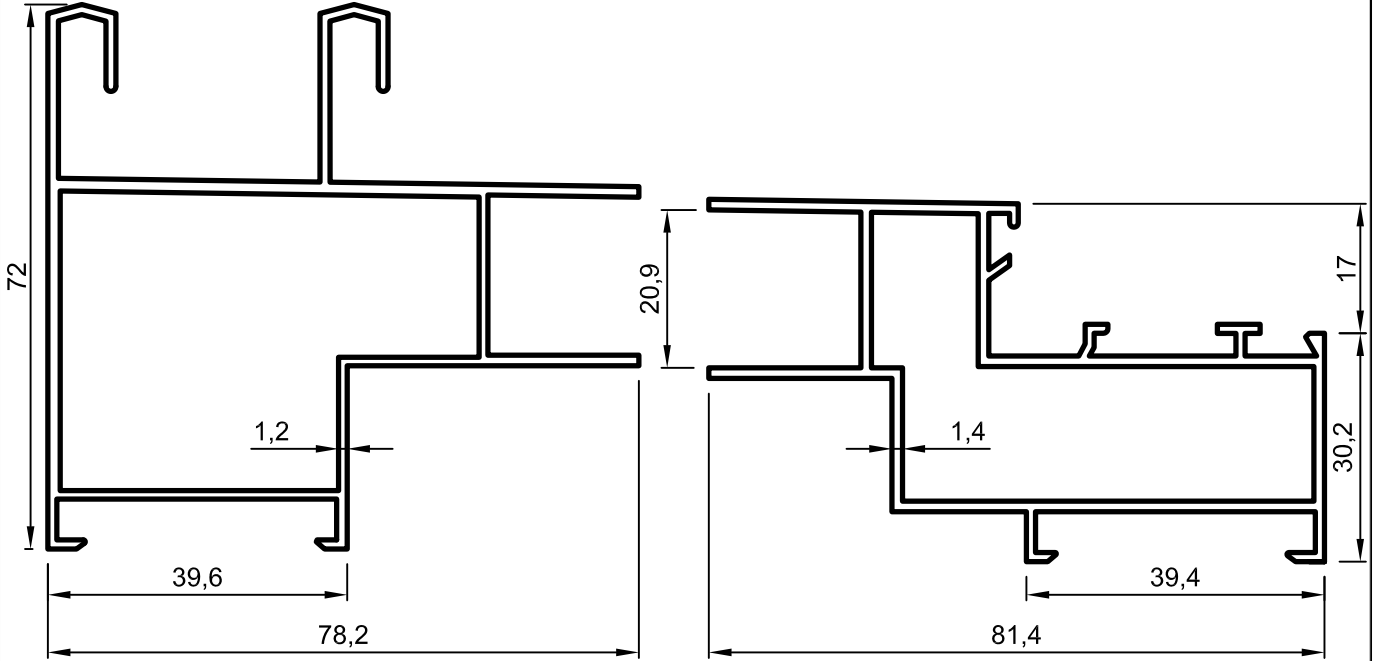


- Profiller
- Profiles

Yalıtımsız Sürme Seri

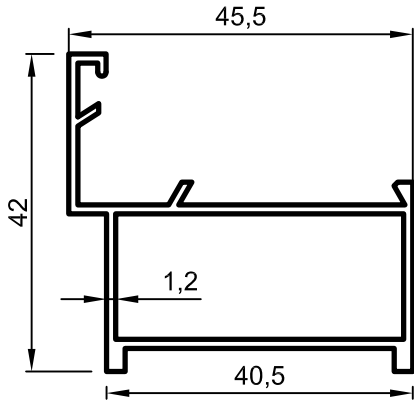


No : 5353

Çift Doğrama Dış Kasa  
1,240 kg/m

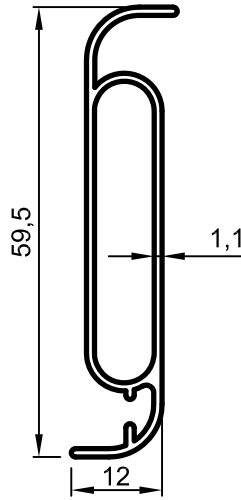
No : 5354

Çift Doğrama İç Kasa  
1,070 kg/m



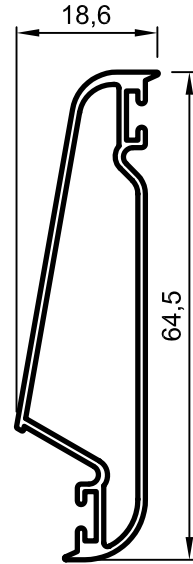
No : 1503

Kasa Profili  
0,550 kg/m



No : 1007

Panjur Profili  
0,395 kg/m

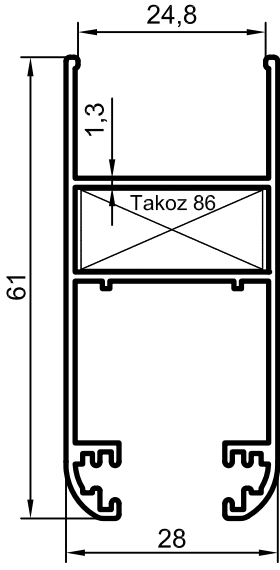


No : 5498

Panjur Profili  
0,470 kg/m

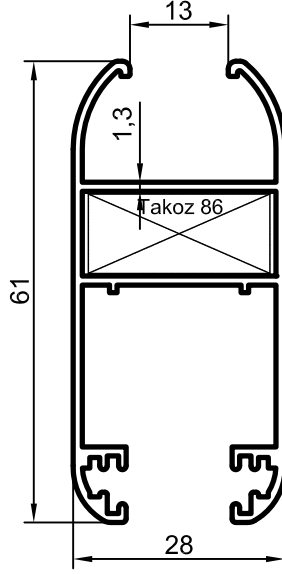
- Profiller
- Profiles

### Yalıtımsız Sürme Seri



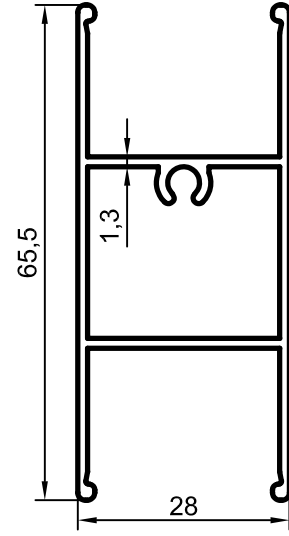
No : 900

Sürme Kanat  $J_x = 7,64 \text{ cm}^4$   
 $0,690 \text{ kg/m}$   $J_y = 3,34 \text{ cm}^4$



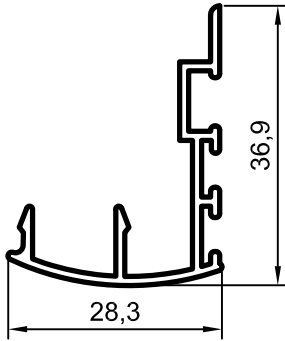
No : 900-B

Sürme Kanat  $J_x = 8,28 \text{ cm}^4$   
 $0,710 \text{ kg/m}$   $J_y = 3,28 \text{ cm}^4$



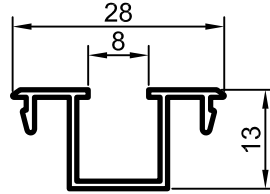
No : 896

Sürme Kayıt  $J_x = 7,68 \text{ cm}^4$   
 $0,700 \text{ kg/m}$   $J_y = 3,47 \text{ cm}^4$



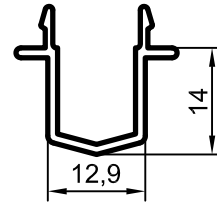
No : 901

Sürme Kenet  
 $0,320 \text{ kg/m}$



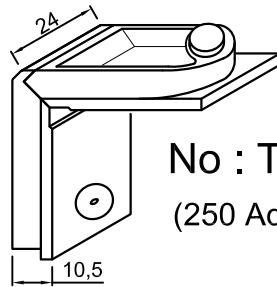
No : 866-900

Tek Cam Adaptörü  
 $0,180 \text{ kg/m}$



No : 1827

Orta Adaptör  
 $0,190 \text{ kg/m}$

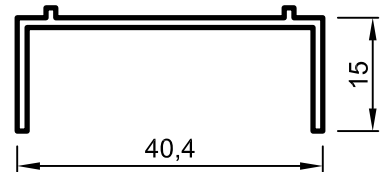
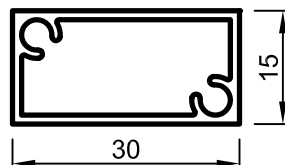
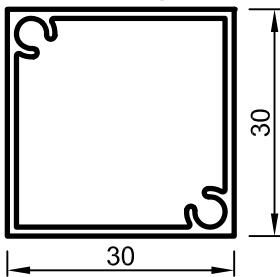
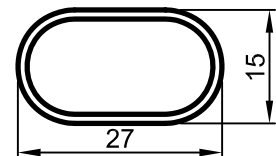
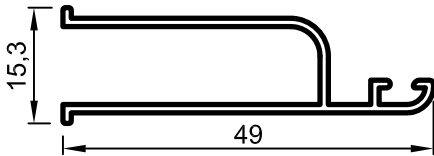
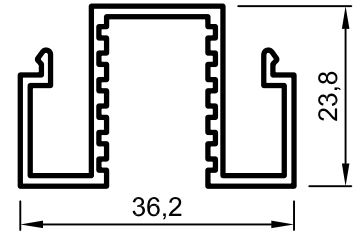
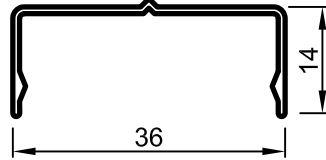
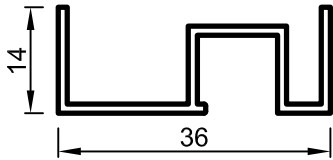
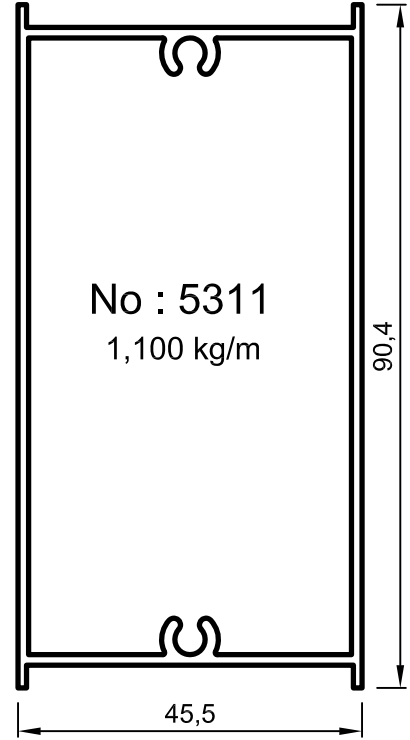
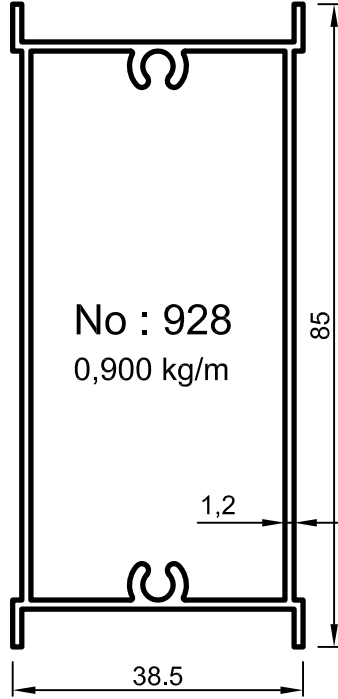
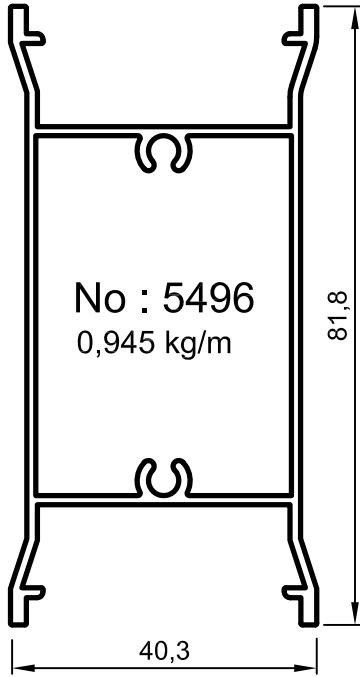


No : Takoz 86

(250 Adet/Pk)

- Profiller
- Profiles

### Yalıtımsız Sürme Seri



(\*) Sipariş miktarı en az 300 kg olmalıdır.

Uyarı: Profil ağırlıklarımız teorik olup; teslim anındaki tartımız geçerlidir.