



SİSTEMLER KATOLOĞU



YWD SÜRME SERİSİ



Kaliteyi takip etmiyor kaliteye yön veriyoruz.

Kalite bizim için vazgeçilmezdir.



Türk alüminyum sanayinin en güçlü firmalarından biri olan AKPA Alüminyum, Euro normlarına uygun olarak ürettiği her üründe teklif aşamasından ürünün teslimatına kadar Kalite Yönetim Sistemi uyguluyor.

AKPA Alüminyum TSE 755-1, TSE 5247 en 12020-01, TSE 4922, ISO 9001:2000 CE belgelerinin yanında QUALICOAT ve IFT ROSENHEIM kalite sertifikalarına sahip olarak tüm ürünlerinde yüksek kalite standartlarını belgelendirmiştir.

Tüm üretim süreçlerinde yüksek kalitenin önemini bilen içinde uzman 550 eğitilmiş ve deneyimli personeli ile 80000 metrekarelik tesislerinde;

Yıllık 1400 adet kalıp üretimi

Aylık 4 pres hattı ile toplamda 2000 ton profil üretimi

Aylık 1000 ton eloksallı üretimi

Aylık 1200 ton Elektrostatik üretimi

Aylık 100 ton ahşap kaplama film üretimi kapasitesine sahiptir.





AKPA Alüminyum yatırımlarına hız kesmeden devam ediyor.



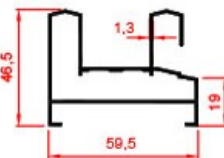


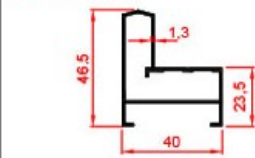
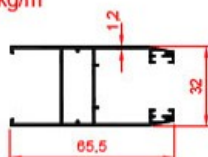
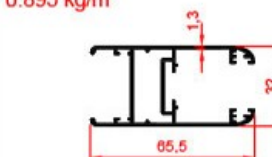
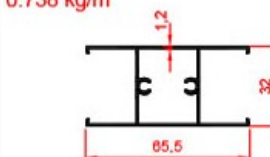
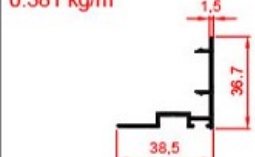
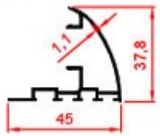
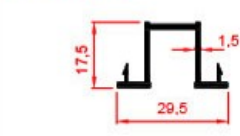
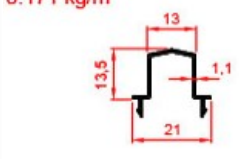
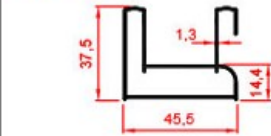
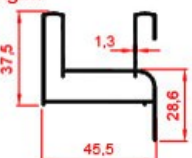

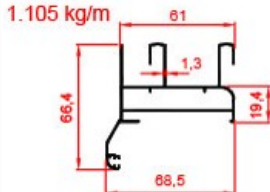
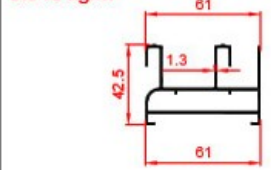
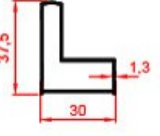
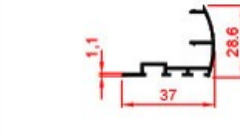
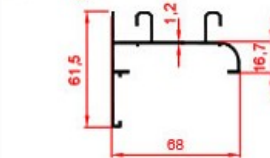
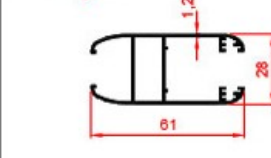
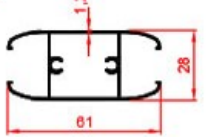
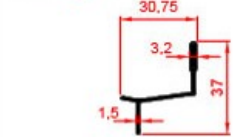
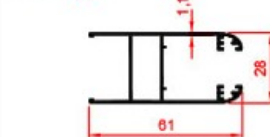
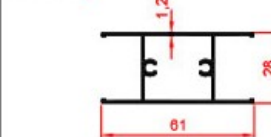
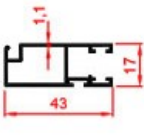
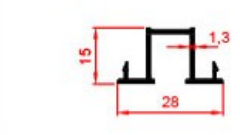
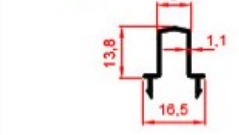
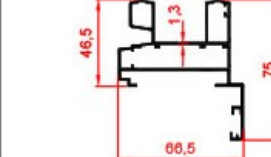
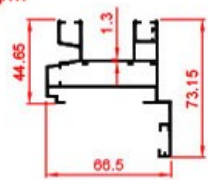
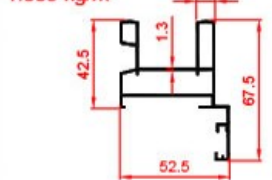
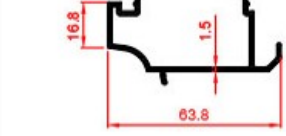
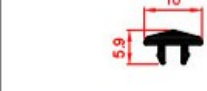
1986 yılından beri Türk alüminyum sektörünün güçlü oyuncularından biri olarak varlığını devam ettiren AKPA Alüminyum, dökümhane, kalıp üretim hattı, ekstrüzyon tesisi, boya hattı, eloksal hattı, mekanik arıtma ve yükleme departmanları ile entegre bir tesistir.

Kurulduğu günden bu yana sürekli büyüme misyonuyla hareket eden AKPA Alüminyum, sektörün ihtiyaçları doğrultusunda yeni yatırımlar yaparak sektördeki güçlü konumunu sürdürüyor.

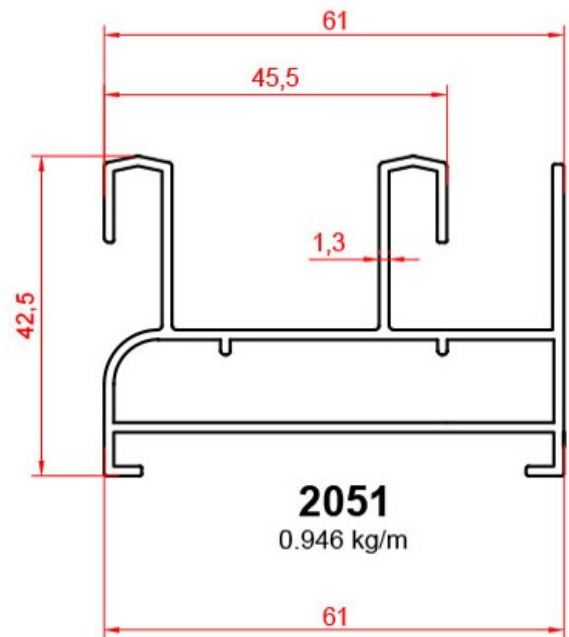
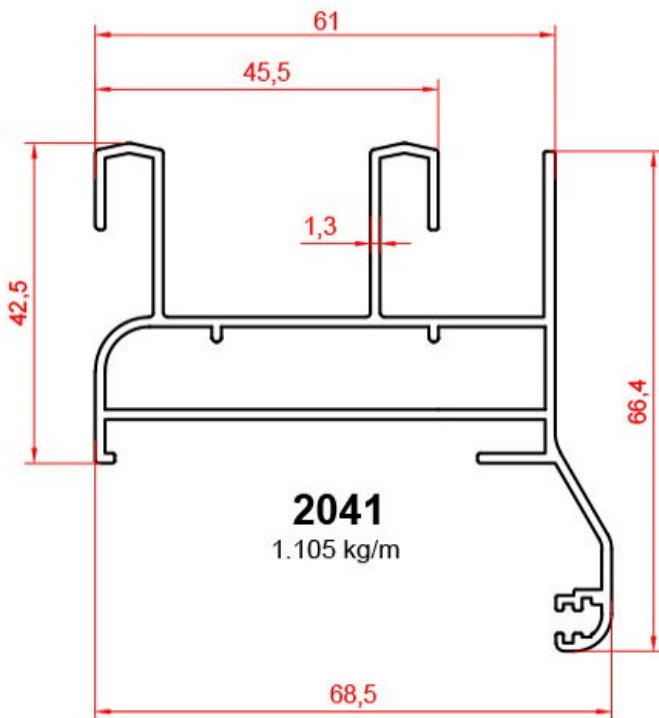
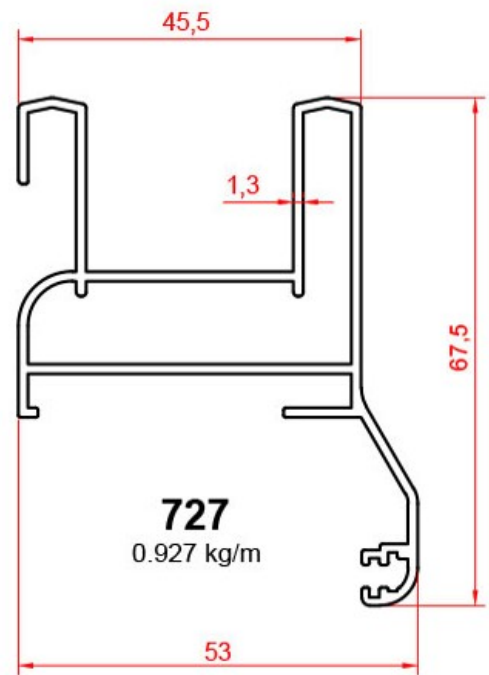
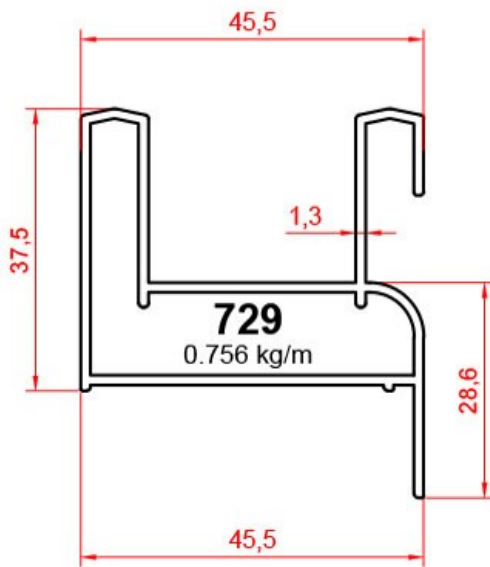
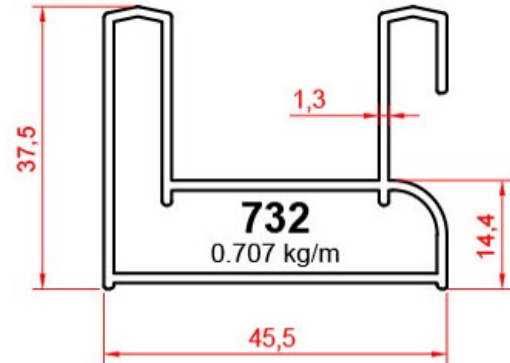
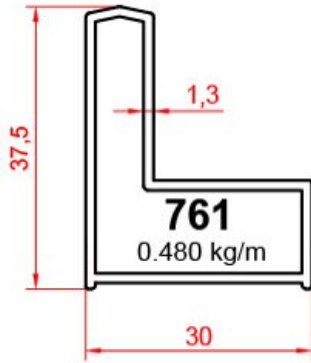
Tüm üretim süreçlerinde yüksek müşteri memnuniyetini esas alan AKPA Alüminyum, modern üretim tesislerinde, inovatif ürün gamını yurt içi ve yurtdışından tüm müşterilerine güvenle sunuyor.

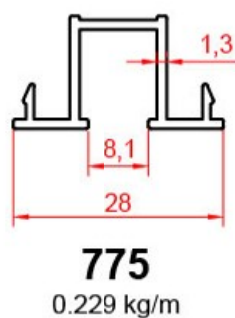
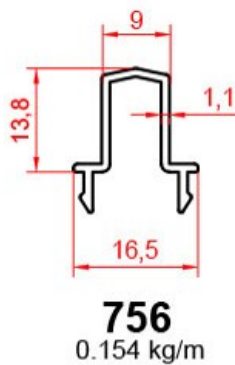
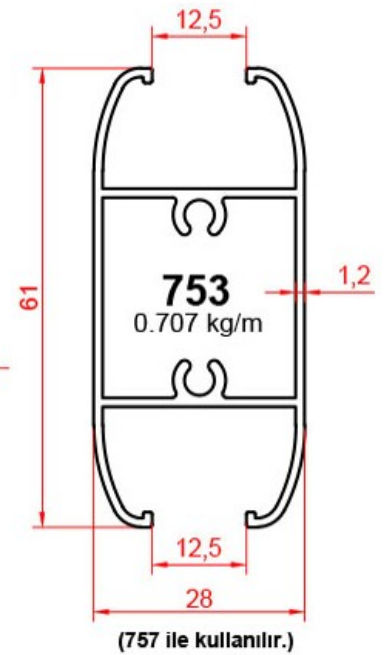
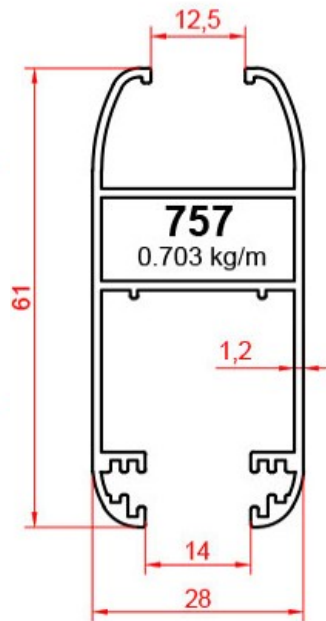
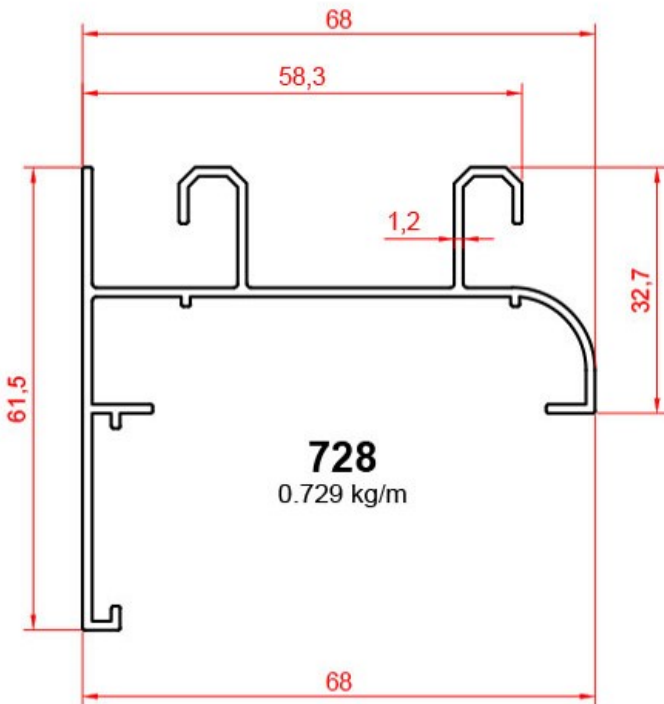
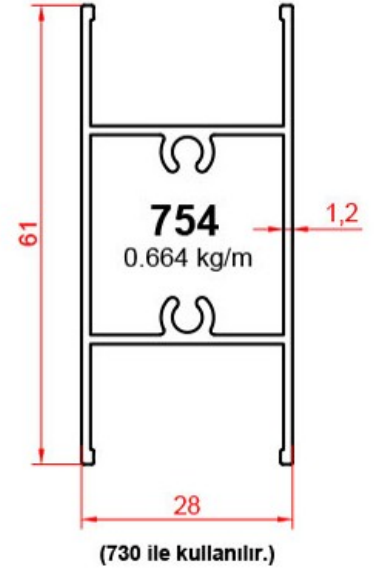
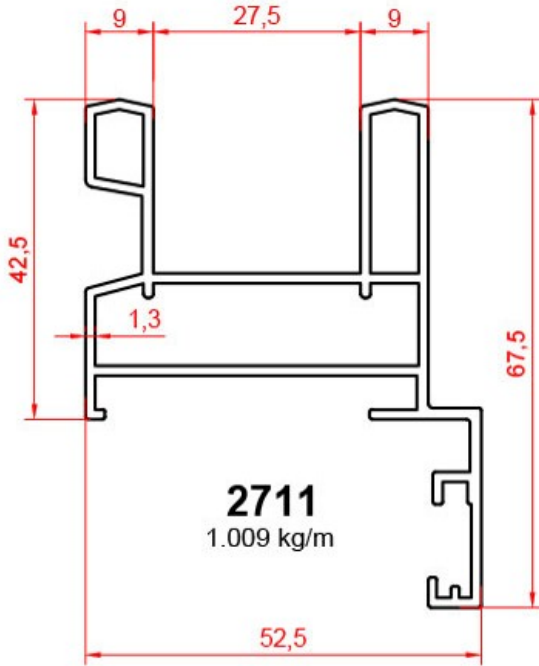
Yurtiçi pazarlarındaki güçlü konumunu yurtdışı pazarlarda da devam ettiren AKPA Alüminyum, kaliteli ürünlerini tüm dünyaya güvenle ulaştırıyor.

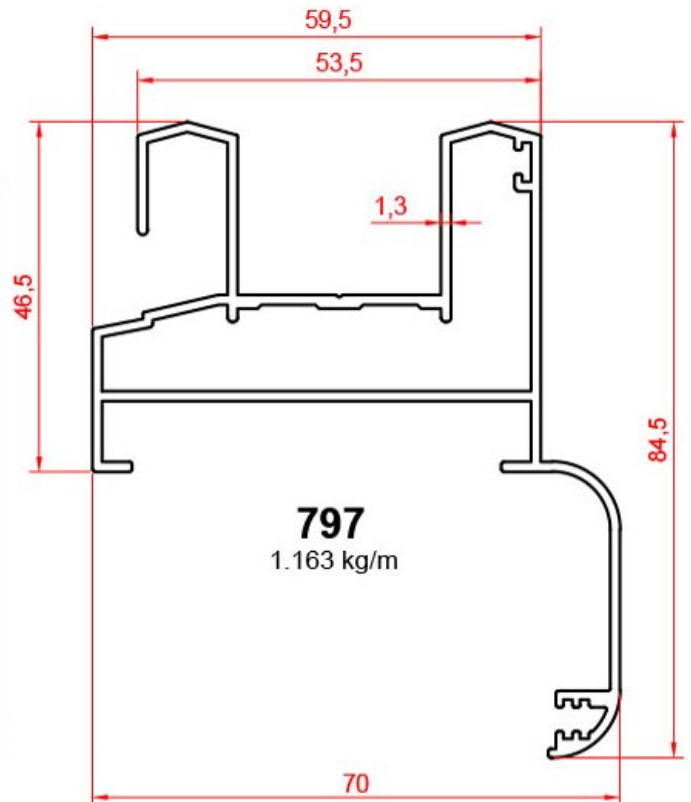
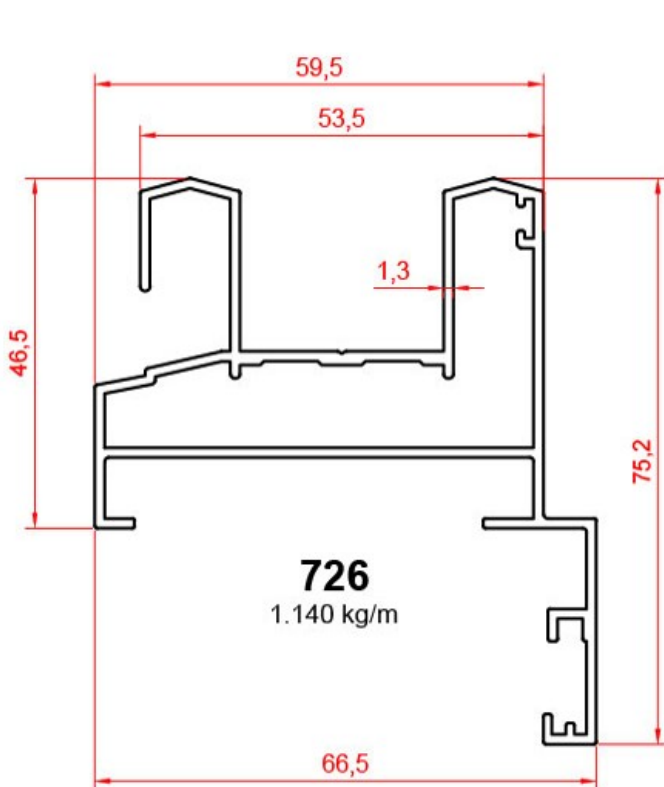
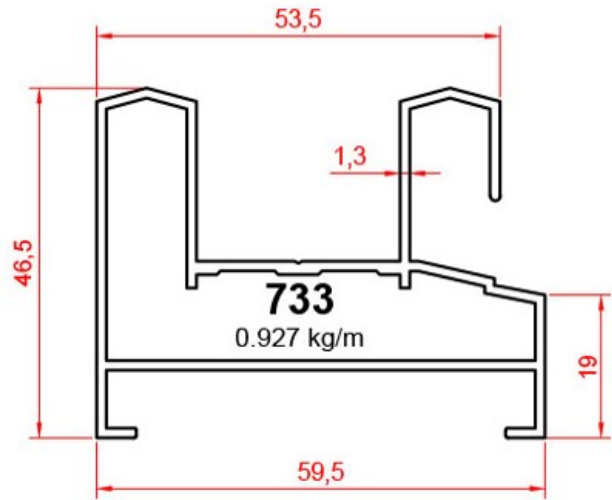
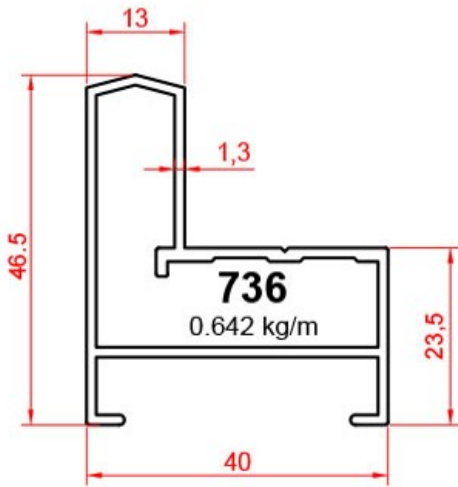


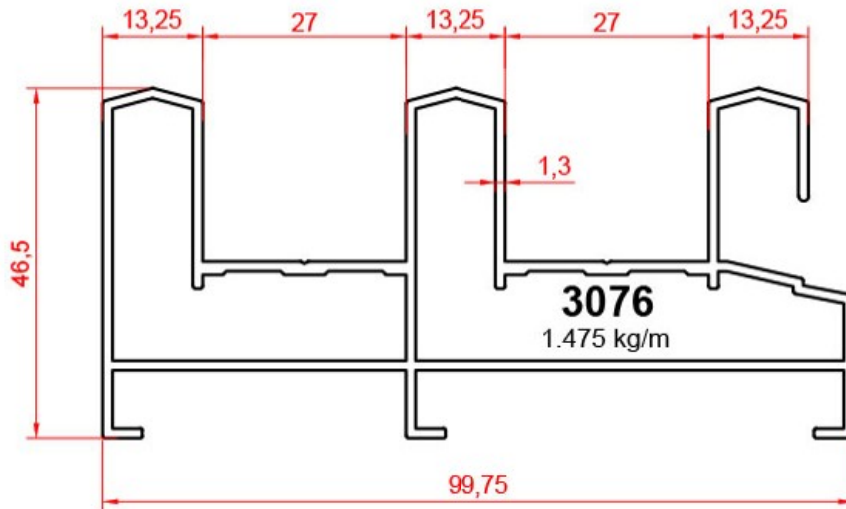
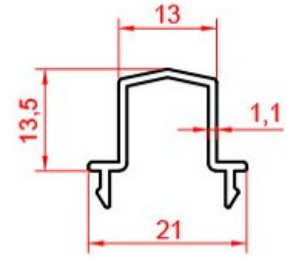
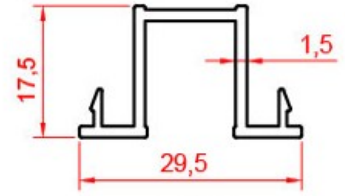
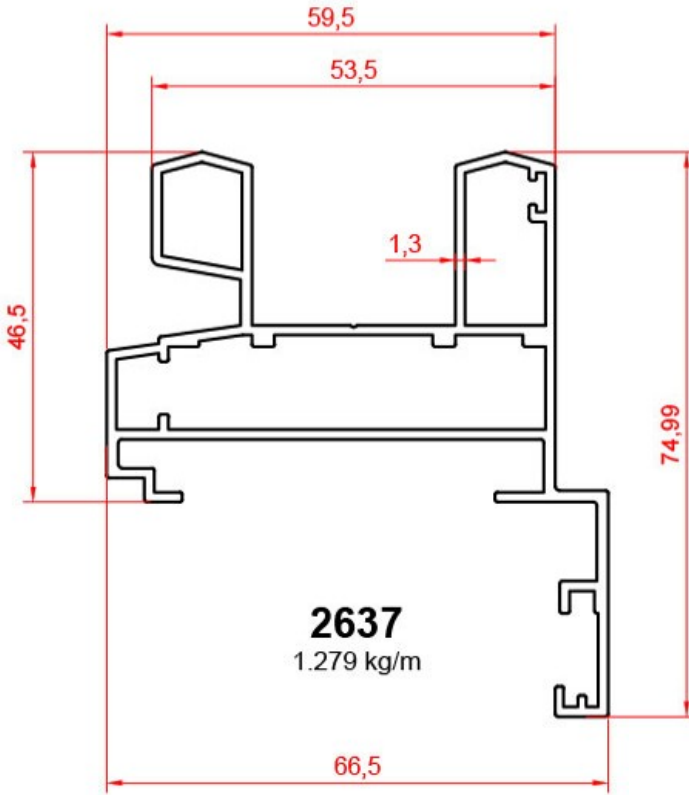
| | | | |
|--|--|---|--|
| 733 0.927 kg/m  | 797 1.163 kg/m  | 726 1.140 kg/m  | 736 0.642 kg/m  |
| 734 0.770 kg/m  | 798 0.895 kg/m  | 765 0.738 kg/m  | 751 0.381 kg/m  |
| 799 0.415 kg/m  | 735 0.279 kg/m  | 777 0.171 kg/m  | 732 0.707 kg/m  |
| 729 0.756 kg/m  | 727 0.927 kg/m  | 2041 1.105 kg/m  | 2051 0.946 kg/m  |
| 761 0.480 kg/m  | 731 0.291 kg/m  | 728 0.729 kg/m  | 757 0.703 kg/m  |
| 753 0.707 kg/m  | 776 0.311 kg/m  | 730 0.644 kg/m  | 754 0.664 kg/m  |
| 1243 0.434 kg/m  | 775 0.229 kg/m  | 756 0.154 kg/m  | 2637 1.279 kg/m  |
| 2557 1.299 kg/m  | 2711 1.009 kg/m  | 2558 0.572 kg/m  | 2073 0.068 kg/m  |

[illegible]

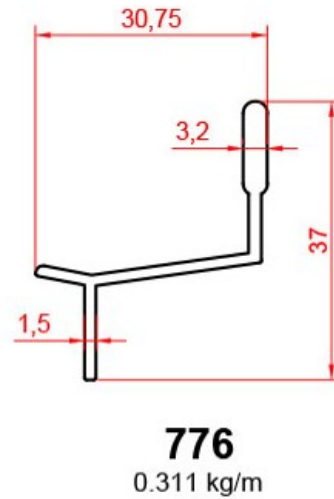
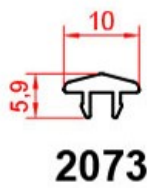
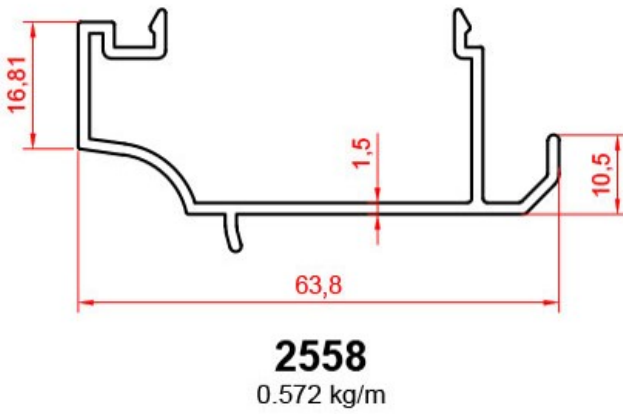
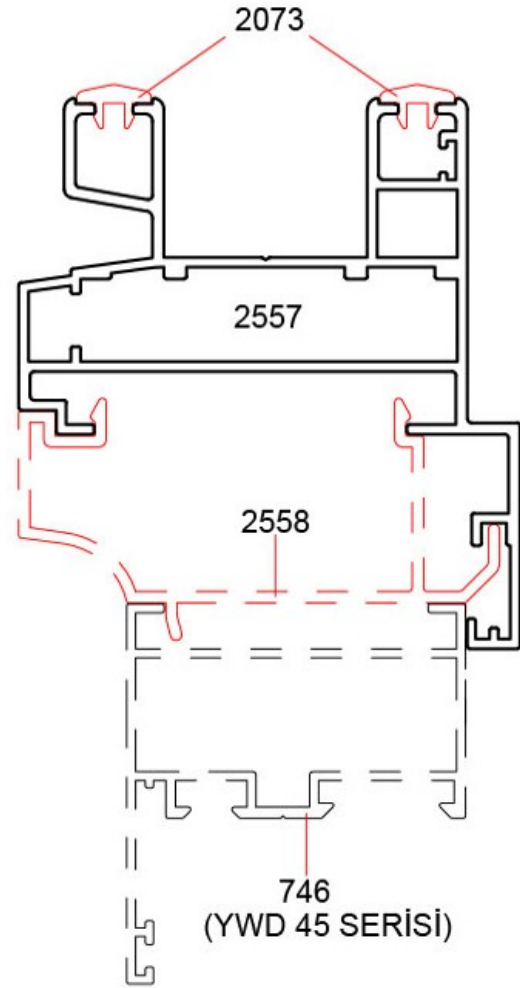
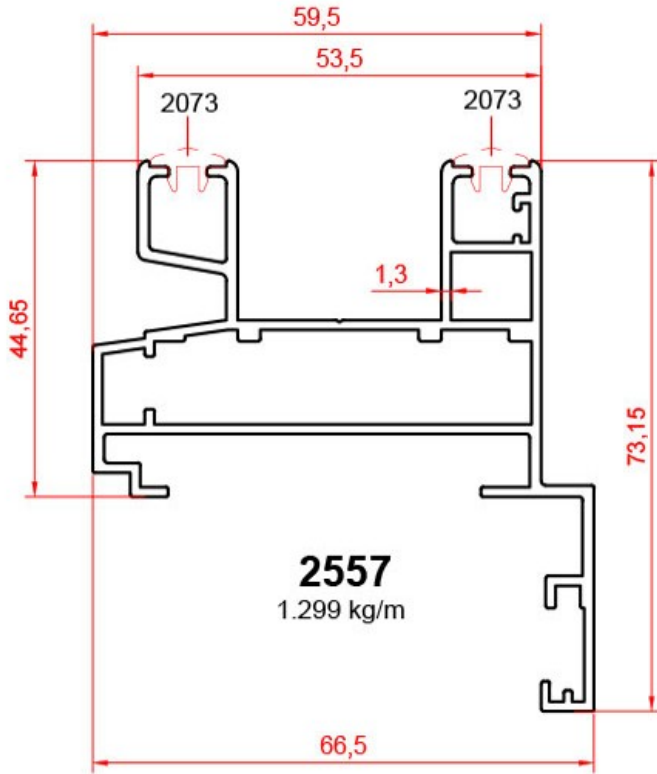


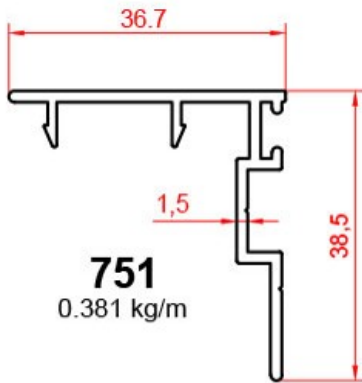
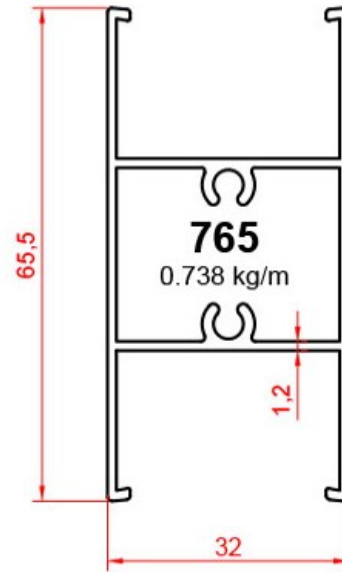
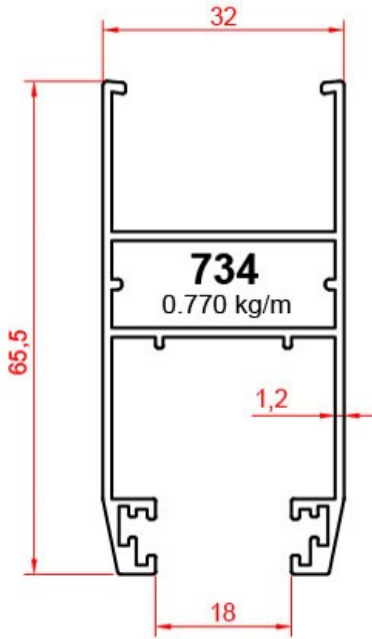




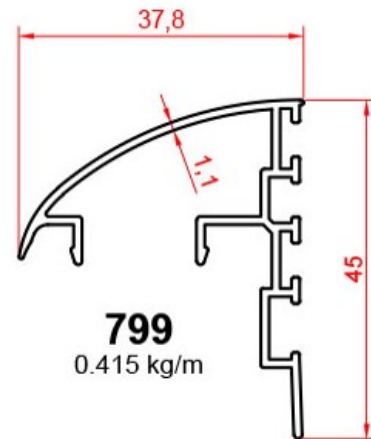
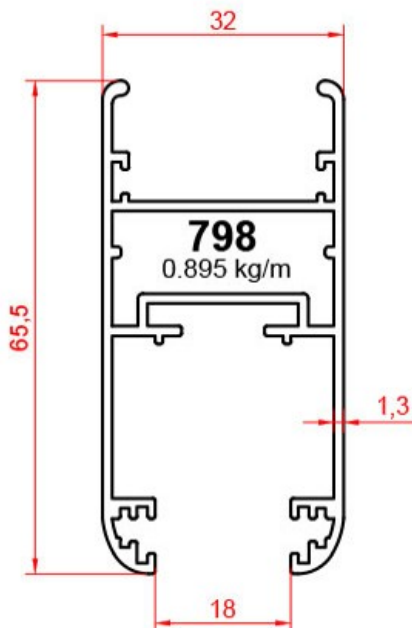
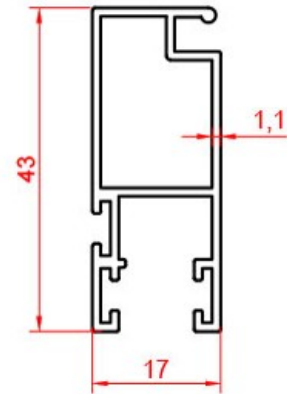


734, 798 Kanat ile kullanılır.

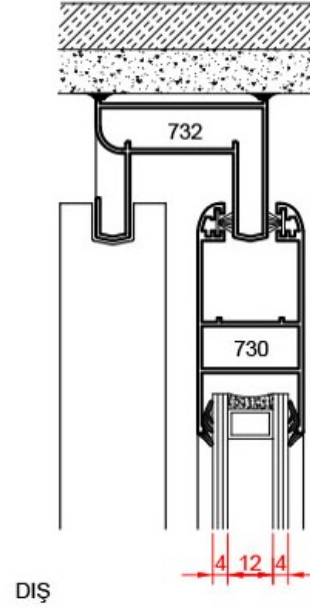
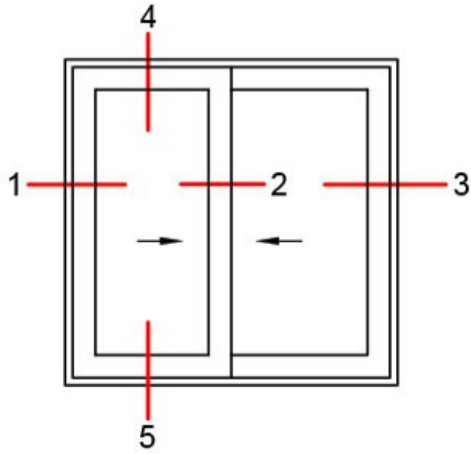




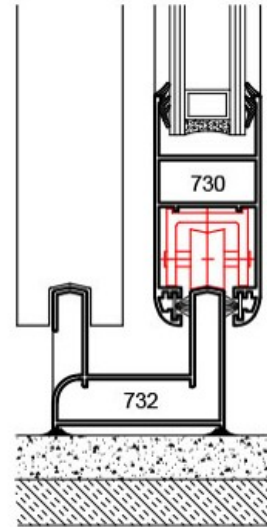
734 ile birlikte çalışır.



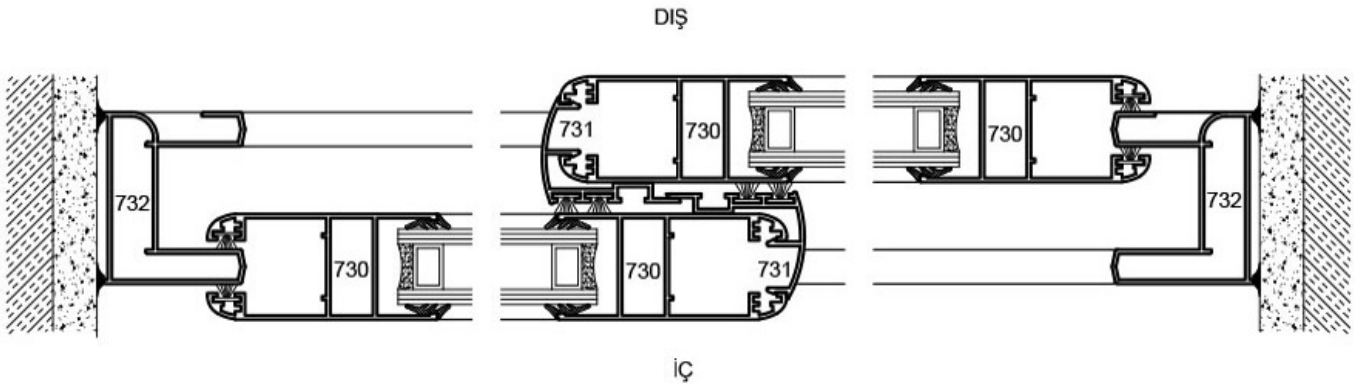
798 ile birlikte çalışır.



DETAY - 4



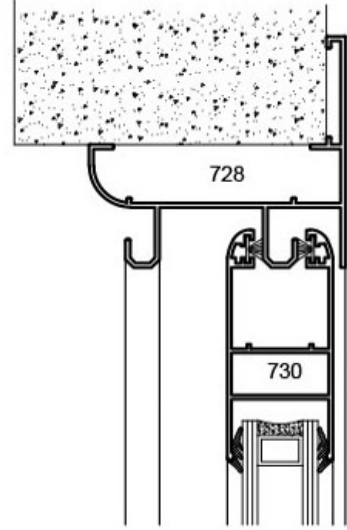
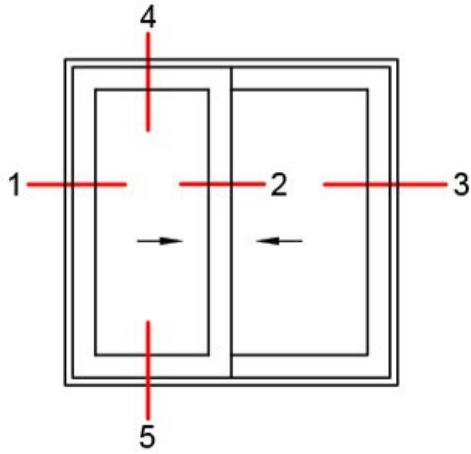
DETAY - 5



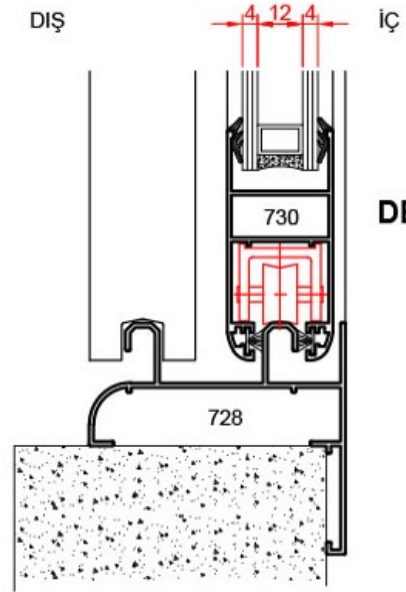
DETAY - 1

DETAY - 2

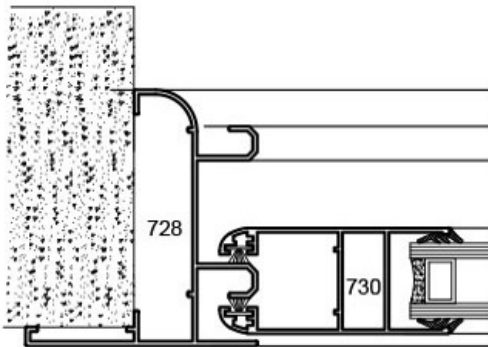
DETAY - 3



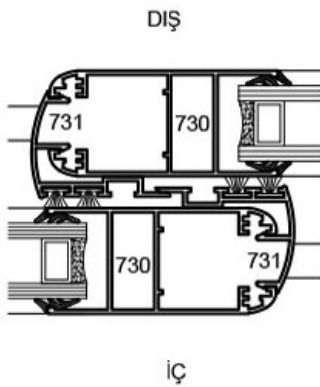
DETAY - 4



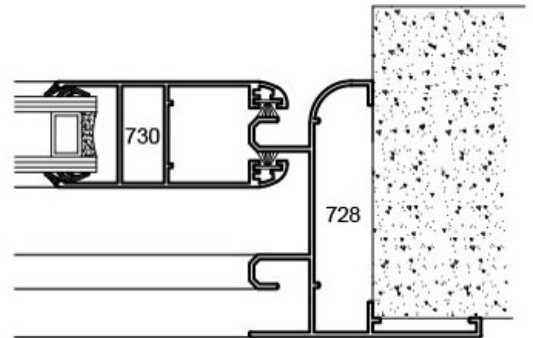
DETAY - 5



DETAY - 1

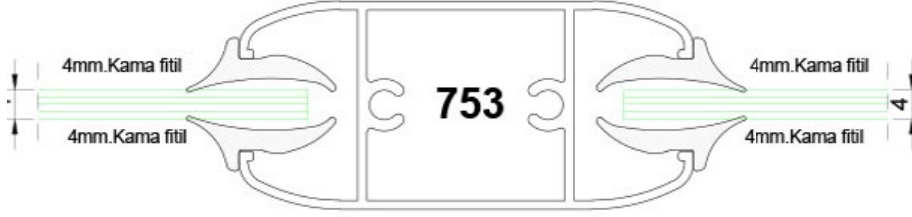


DETAY - 2

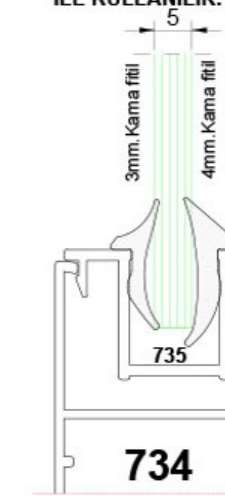
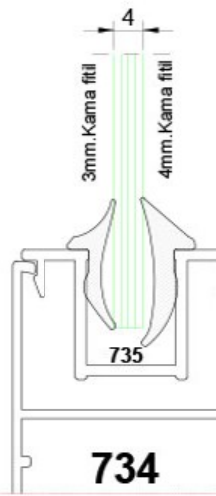
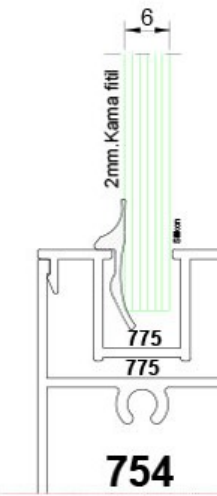
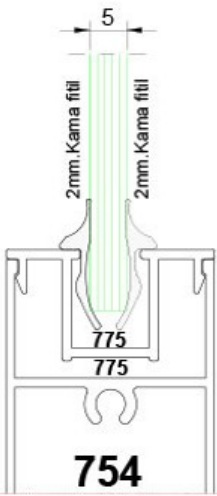
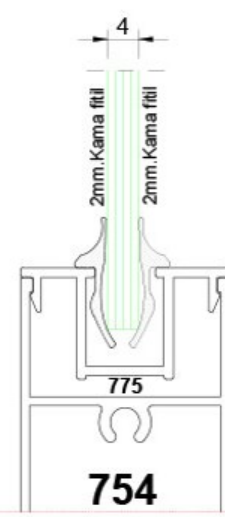
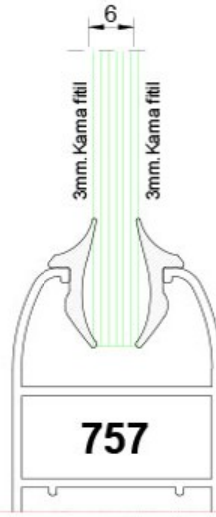
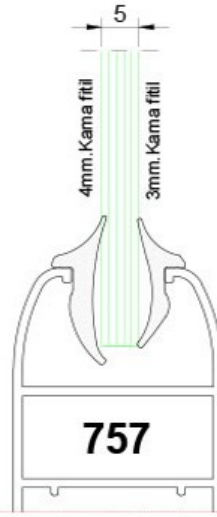
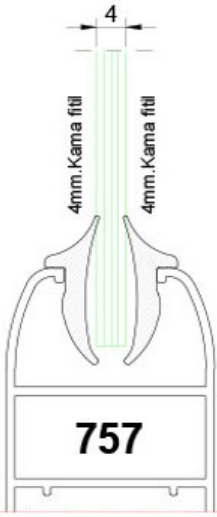
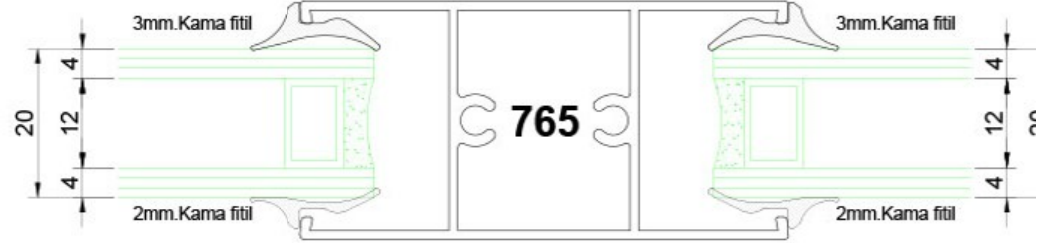


DETAY - 3

ORTAKAYIT
757,KANAT
İLE KULLANILIR.

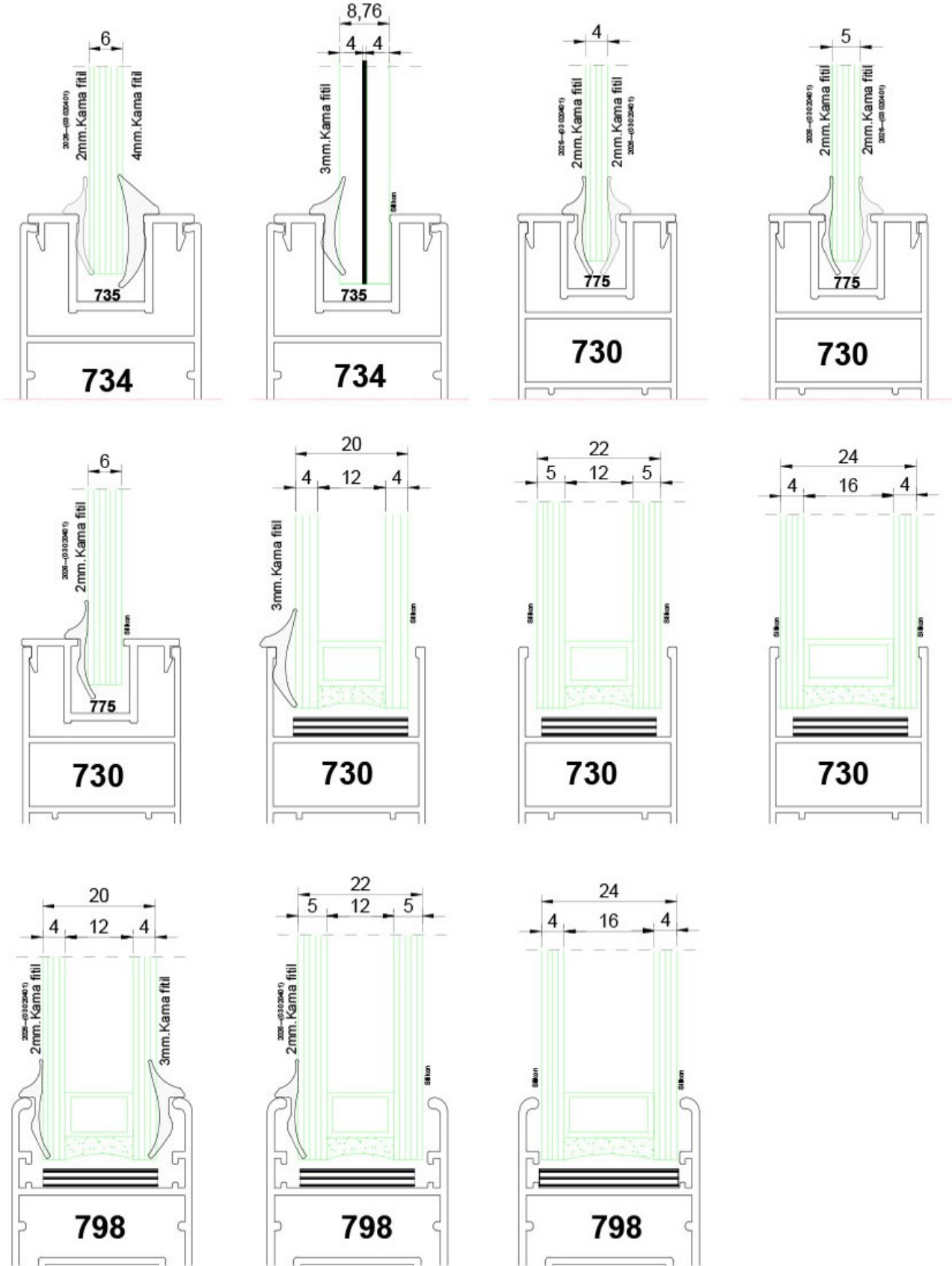


ORTAKAYIT
730,KANAT
İLE KULLANILIR.



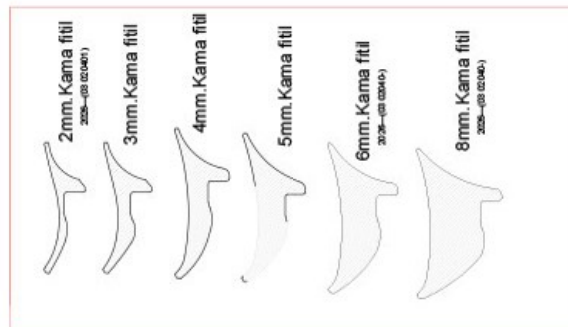
ORTAKAYIT
730,KANAT
İLE KULLANILIR.

ORTAKAYIT
730,KANAT
İLE KULLANILIR.



YWD SERİ FİTİL STOK KODLARI VE FİYATLARI

| STOK KOD | AÇIKLAMA | KOLİ /MİKTAR |
|-----------|--------------------------------|----------------------|
| 03 070103 | 2025 KAMA FİTİLİ (3 MM.) | 260MT/1 KOLİ/15 KG. |
| 03 070101 | 2024 KAMA FİTİLİ (4 MM.) | 250MT/1 KOLİ/15 KG. |
| 03 070105 | 2261 KAMA FİTİLİ (5 MM.) | 200MT/1 KOLİ/15 KG. |
| 03 070106 | 2026 KAMA FİTİLİ (2 MM.) | 350MT/1 KOLİ/15 KG. |
| 03 011020 | OBF 20 EPDM CONTA (İzo ywd 50) | 85MT/1 KOLİ/13 KG. |
| ----- | KAMA FİTİLİ (6 MM.) | 150MT/1 KOLİ/15 KG. |
| ----- | KAMA FİTİLİ (8 MM.) | 50MT/1 KOLİ/15 KG. |
| 03 011230 | İCF 30,İÇ CAM FİTİLİ | 415MT/1 KOLİ/15 KG. |
| 03 010503 | DCF 30,DIŞ CAM FİTİLİ | 320MT/1 KOLİ/15 KG. |
| 03 050404 | PB-67-550-3P SÜRME FİTİLİ | 1400MT/1 KOLİ/11 KG. |



YWD SERİBAĞLANTILARI STOK KODLARI VE FİYATLARI

| Profil Kodu | Köşe Takoğu | Adet | Stok Kod | Stok Kod | Köşe Bağl. | Adet |
|-------------|--|------|-----------|-----------|------------------|------|
| 761 | 0365S MS04 26 mm. Y.S Alyan köşe bağlantı | 1 | 01 130307 | | | |
| 732 | 0365S MS04 26 mm. Y.S Alyan köşe bağlantı | 1 | 01 130307 | | | |
| 729 | 0365S MS04 26 mm. Y.S Alyan köşe bağlantı | 1 | 01 130307 | | | |
| 727 | 0365S MS04 26 mm. Y.S Alyan köşe bağlantı | 1 | 01 130307 | 01 130318 | M019 İnce L Köşe | 1 |
| 2041 | 0365S MS04 26 mm. Y.S Alyan köşe bağlantı | 1 | 01 130307 | 01 130318 | M019 İnce L Köşe | 1 |
| 2051 | 0365S MS04 26 mm. Y.S Alyan köşe bağlantı | 1 | 01 130307 | | | |
| 2711 | 0365S MS04 26 mm. Y.S Alyan köşe bağlantı | 1 | 01 130307 | 01 130316 | MO20 Pls.Köşe | 1 |
| 728 | | | | | | |
| 730 | 0404 MS04 24 mm. Sürme Bağlantı | 1 | 01 130308 | | | |
| 754 | | | | 11 010940 | 4,8*45 YSB | 2 |
| 757 | 0404 MS04 24 mm. Sürme Bağlantı | 1 | 01 130308 | | | |
| 753 | | | | 11 010940 | 4,8*45 YSB | 2 |
| 736 | 0365S MS04 26 mm. Y.S Alyan köşe bağlantı | 1 | 01 130307 | | | |
| 733 | 0365S MS04 26 mm. Y.S Alyan köşe bağlantı | 1 | 01 130307 | | | |
| 726 | 0365S MS04 26 mm. Y.S Alyan köşe bağlantı | 1 | 01 130307 | 01 130316 | MO20 Pls.Köşe | 1 |
| 797 | 0365S MS04 26 mm. Y.S Alyan köşe bağlantı | 1 | 01 130307 | 01 130318 | M019 İnce L Köşe | 1 |
| 2637 | | | | 01 130316 | MO20 Pls.Köşe | 1 |
| 3076 | 0365S MS04 26 mm. Y.S Alyan köşe bağlantı | 2 | 01 130307 | | | |
| 2557 | | | | | | |
| 734 | 0365S MS04 26 mm. Y.S Alyan köşe bağlantı | 1 | 01 130307 | | | |
| 765 | | | | 11 010940 | 4,8*45 YSB | 2 |
| 798 | 0365S MS04 26 mm. Y.S Alyan köşe bağlantı | 1 | 01 130307 | | | |

AKSESUARLAR VE BAĞLANTILAR

KOLLAR
