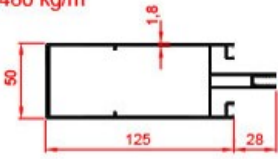
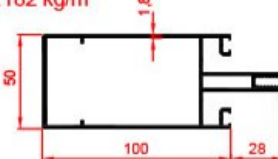
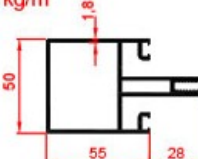
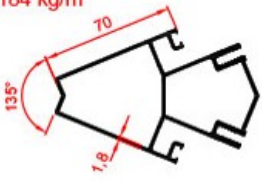
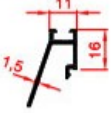
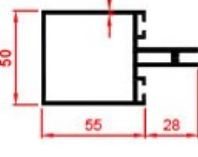
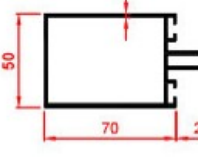
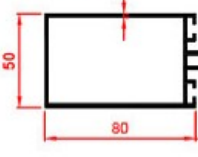
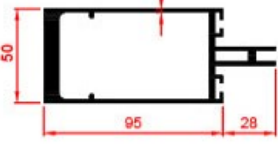
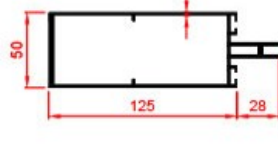
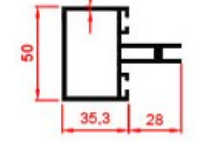




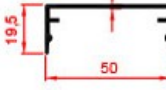
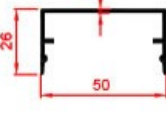
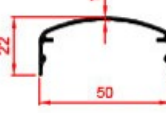
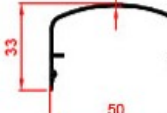
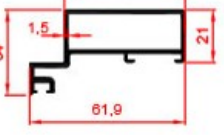
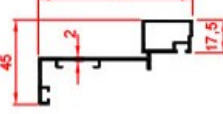
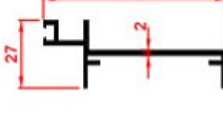
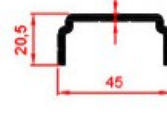
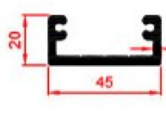
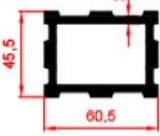
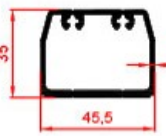
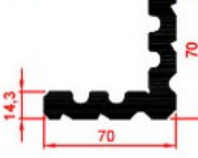

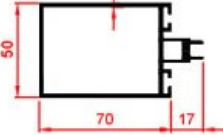
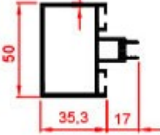
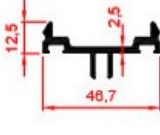
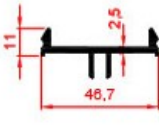


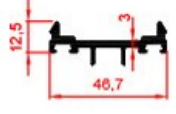
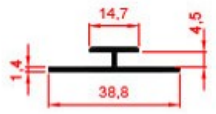
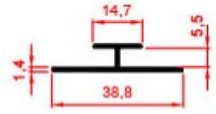
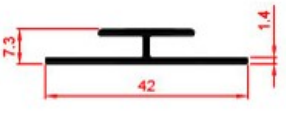
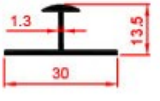
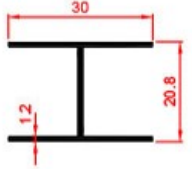
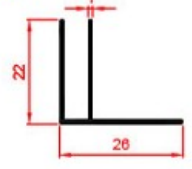


SİSTEMLER KATOLOĞU



KAPAKLI CEPHE SERİSİ

850 2.480 kg/m 	851 2.182 kg/m 	852 1.646 kg/m 	1989 2.184 kg/m 
864 0.266 kg/m 	1994 1.597 kg/m 	2000 1.760 kg/m 	2047 1.867 kg/m 
1999 2.952 kg/m 	1998 2.582 kg/m 	2027 1.387 kg/m 	2013 0.280 kg/m 
2004 0.472 kg/m 	2005 0.569 kg/m 	2048 0.508 kg/m 	2006 0.385 kg/m 
2009 0.439 kg/m 	2049 0.331 kg/m 	2050 0.403 kg/m 	853 0.768 kg/m 
854 0.913 kg/m 	858 0.681 kg/m 	2012 0.618 kg/m 	2186 0.858 kg/m 
1995 2.587 kg/m 	1307 1.060 kg/m 	1756 3.968 kg/m 	1996 2.640 kg/m 
1991 1.626 kg/m 	1992 1.250 kg/m 	1993 0.608 kg/m 	1990 0.518 kg/m 

<p>2014 0.605 kg/m</p> 	<p>278 0.219 kg/m</p> 	<p>3117 0.225 kg/m</p> 	<p>507 0.251 kg/m</p> 
<p>2829 0.181 kg/m</p> 	<p>515 0.254 kg/m</p> 	<p>513 0.184 kg/m</p> 	<p>477 0.220 kg/m</p> 